

Part Number: **WAG-19-Sxx**

WR-19 Straight Waveguide

- 40GHz to 60GHz
- Copper waveguide
- Brass flanges
- Gold plated
- xx = Length
- Very low loss



Input Port WR-19 Waveguide, UG-383/U Flange
Output Port WR-19 Waveguide, UG-383/U Flange

STOCK#:	Part Number: WAG-19-Sxx
----------------	--------------------------------

PRODUCT OVERVIEW

Precision mmw Straight Waveguides are built with high precision and then gold plated for high corrosion resistance. They have very low loss and great VSWR

APPLICATIONS

- 5G Systems
- Radar
- Communication Systems
- Satellite Communication

The material presented in this datasheet was current at the time of publication. Mi-Wave's continuing product improvement program makes it necessary to reserve the right to change our mechanical and electrical specifications without notice. If either of these parameters is critical, please contact the factory to verify that the information is current. This material consists of Mi-Wave's general capabilities information and does not contain controlled technical data as defined within the International Traffic in Arms (ITAR) Part 120.10 or Export Administration Regulations.(EAR) Part 734.7-11. D-405/05.01.18


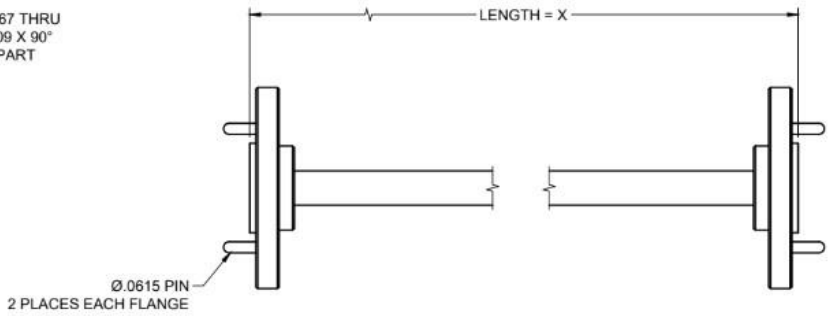
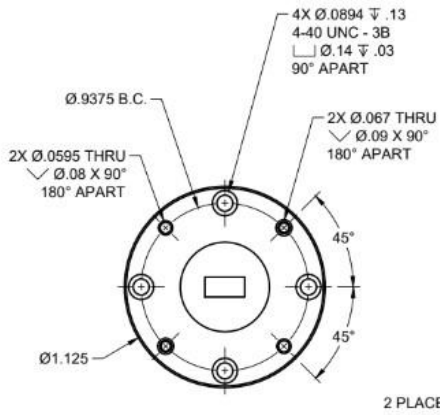


Phone: +1 (727) 371-5596

Sales@PrecisionMMW.com

www.PrecisionMMW.com

Parameter	Specification
Frequency Range	40GHz to 60GHz
Insertion Loss	0.10 Typical per inch
VSWR	1.03:1 Typical
Flange	UG-383/U



PRECISION
MILLIMETER WAVE

X = ANY LENGTH STRAIGHT
UG-383 FLANGE