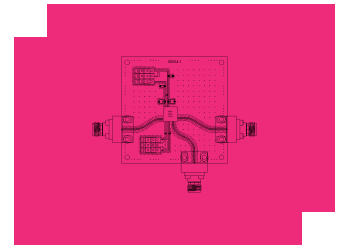


EVB-MM2A-0530HP

Evaluation Board, Integrated Drive GaAs MMIC Mixer

DEVICE OVERVIEW



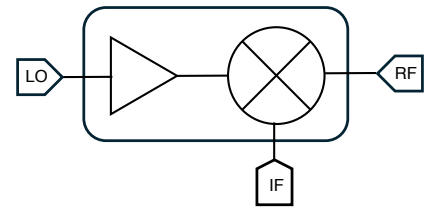
Features

N/A

Applications

N/A

Functional Block Diagram



Part Ordering Options

Part Number	Description	Package	Green Status	Product Lifecycle	Export Classification
MM2A-0530HPSM	Integrated Drive GaAs MMIC Mixer	QFN	REACH RoHS	Released	EAR99
EVB-MM2A-0530HP	Evaluation Board, Integrated Drive GaAs MMIC Mixer	EVB	RoHS REACH	Released	EAR99

EVB-MM2A-0530HP

Evaluation Board, Integrated Drive GaAs MMIC Mixer

Table Of Contents

- **Device Overview**
 - General Description
 - Features
 - Applications
 - Functional Block Diagram
- **Port Configuration and Functions**
 - Port Diagram
 - Port Functions
- **Revision History**
- **Specifications**
 - Package Information
- **Mechanical Data**
 - Outline Drawing
- **Evaluation Board**
 - Evaluation Board Outline Drawing

Revision History

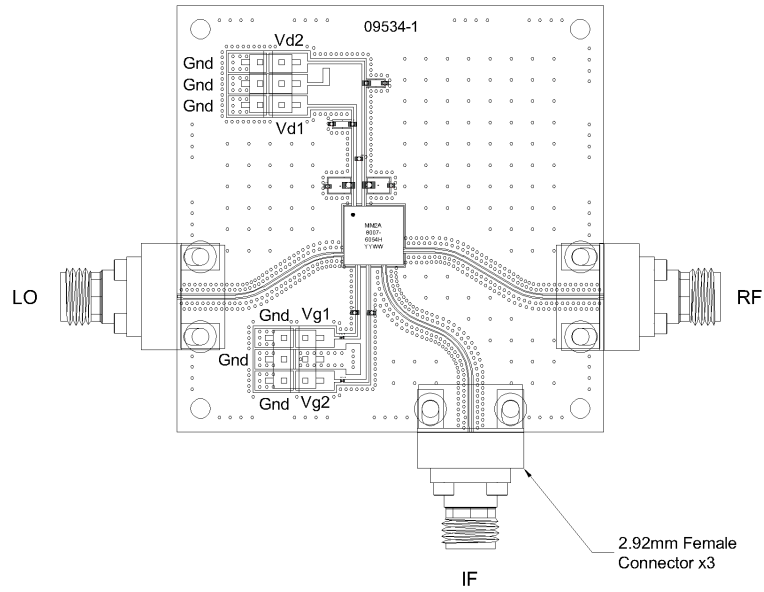
Revision Code	Revision Date	Comment
-	2024-05-08	Initial Release
A	2025-08-04	Updated Port Diagram and Port Function's RF and IF port location.

EVB-MM2A-0530HP

Evaluation Board, Integrated Drive GaAs MMIC Mixer

Port Configuration and Functions

Port Diagram



Port Functions

Port	Function	Description	Equivalent Circuit for Package
GND	Gnd	These header pins provide DC and RF ground connections for the MM2A-0530HPSM.	-
IF	IF Input / Output	This 2.92mm female connector is directly connected to the IF pin 21 of the MM2A-0530HPSM.	-
LO	LO Input	This 2.92mm female connector is connected directly to the LO pin 11 of the MM2A-0530HPSM. Recommended LO power for nominal operation is +0dBm.	-
RF	RF Input / Output	This 2.92mm female connector is connected directly to the RF Input / Output pin 27 on the MM2A-0530HPSM.	-
Vd1	Vd1	This header pin connects to the Vd1 pin of the MM2A-0530HPSM. Recommended voltage for nominal operation on this pin is 5V.	-
Vd2	Vd2	This header pin connects to the Vd2 pin of the MM2A-0530HPSM. The recommended voltage for nominal operation on this pin is 5V.	-
Vg1	Vg1	This header pin connects to the Vg1 pin of the MM2A-0530HPSM through a 270 Ohm resistor installed on the EVB. The recommended voltage for nominal operation on this pin is 5V.	-
Vg2	Vg2	This header pin is connected to the Vg2 pin of the MM2A-0530HPSM through an 82.5 Ohm resistor installed on the EVB. The recommended voltage for nominal operation on this pin is 5V.	-

EVB-MM2A-0530HP

Evaluation Board, Integrated Drive GaAs MMIC
Mixer

Specifications

Package Information

Parameter	Details	Rating
Dimensions	-	50.8 x 50.8 mm

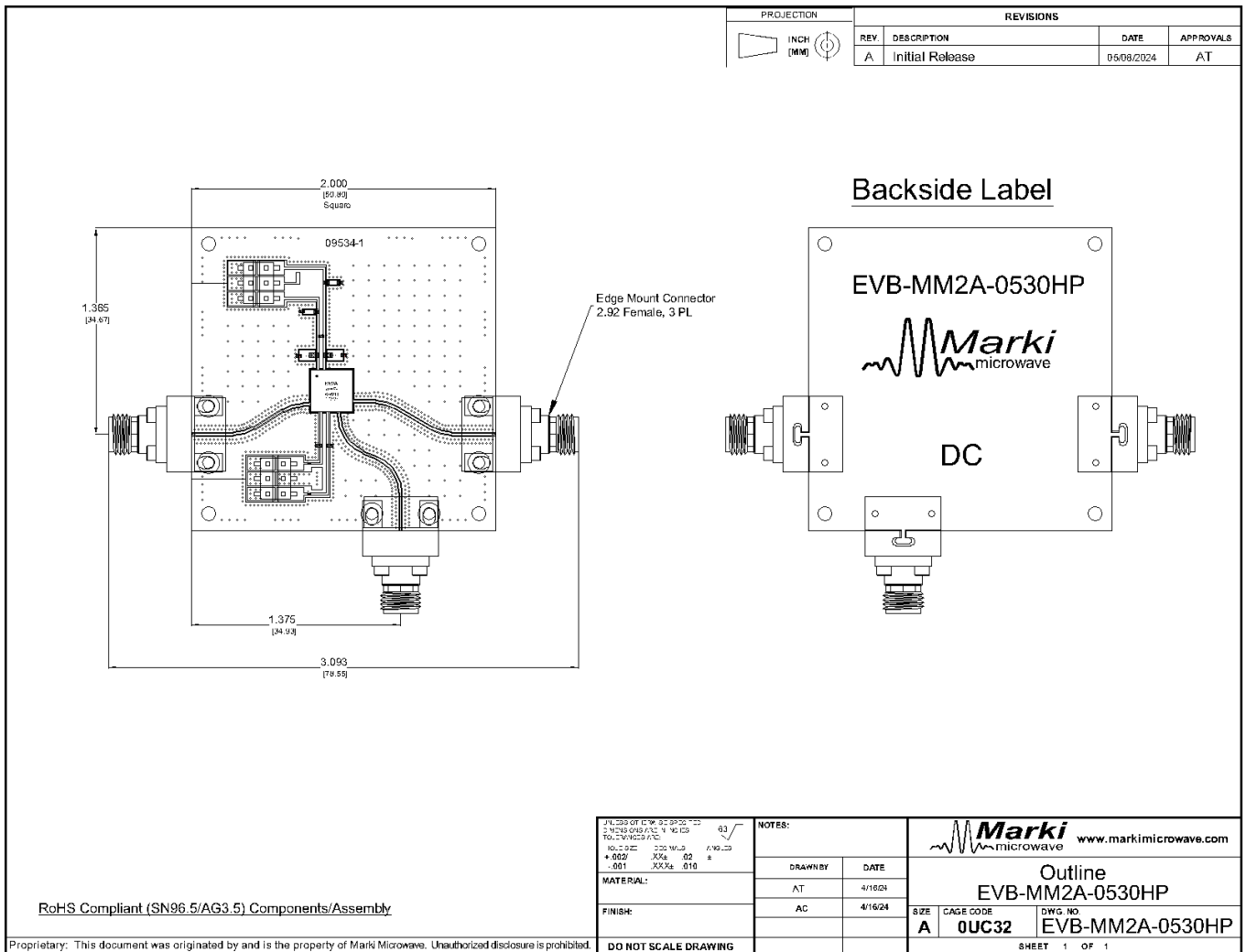
EVB-MM2A-0530HP

Evaluation Board, Integrated Drive GaAs MMIC Mixer

Mechanical Data

Outline Drawing

Download : [Outline 2D Drawing](#)



DISCLAIMER

MARKI MICROWAVE, INC., ("MARKI") PROVIDES TECHNICAL SPECIFICATIONS AND DATA (INCLUDING DATASHEETS), APPLICATION OR OTHER DESIGN ADVICE, WEB TOOLS, AND OTHER INFORMATION AND RESOURCES "AS IS" AND WITH ALL FAULTS. MARKI DISCLAIMS ALL WARRANTIES, EXPRESS OR IMPLIED, INCLUDING, WITHOUT LIMITATION, ANY IMPLIED WARRANTIES OF MERCHANTABILITY, FITNESS FOR A PARTICULAR PURPOSE, OR NON-INFRINGEMENT. These resources are intended for developers skilled in the art designing with Marki products. You are solely responsible for (1) selecting the appropriate products for your application, (2) designing, validating, and testing your application, and (3) ensuring your application meets applicable standards and other requirements. Marki makes no guarantee regarding the suitability of its products for any particular purpose, nor does Marki assume any liability whatsoever arising out of your use or application of any Marki product.

Marki grants you permission to use these resources only for development of an application that uses Marki products. Other reproduction or use of these resources is strictly prohibited. No license is granted to any other Marki intellectual property or to any third-party intellectual property. Marki reserves the right to make changes to the product(s) or information contained herein without notice.

MARKI MICROWAVE and T3 MIXER are trademarks or registered trademarks of Marki Microwave, Inc. All other trademarks used are the property of their respective owners.

© 2024 - 2025, Marki Microwave, Inc