

FLP-1250

12.5GHz Lowpass Filter

DEVICE OVERVIEW

General Description

This general purpose low pass filter offers high stop band suppression and low insertion loss in the passband. These filters can be used to eliminate unwanted side bands during frequency conversion or for removing spurious interference and noise.

[Download s-parameters here](#)



Features

- Low Insertion Loss
- Excellent Return Loss
- High Stop Band Suppression
- 11th Order Filter

Applications

- Test and Measurement Equipment
- SATCOM
- Radar
- RF Transceivers

Functional Block Diagram



Part Ordering Options

Part Number	Description	Connectors	Green Status	Product Lifecycle	Export Classification
FLP-1250	12.5GHz Lowpass Filter	<u>Standard</u>	Non-RoHS	Released	EAR99

Table Of Contents



- **Device Overview**
 - General Description
 - Features
 - Applications
 - Functional Block Diagram
- **Port Configuration and Functions**
 - Port Functions
- **Revision History**
- **Specifications**
 - Package Information
 - Electrical Specifications
 - Typical Performance Plot
- **Mechanical Data**
 - Outline Drawing

Revision History

Revision Code	Revision Date	Comment
-	2012-06-06	Datasheet Initial Release

Port Configuration and Functions

Port Functions

Port	Function	Connector Type	Description	DC Equivalent Circuit
Port 1	Input/Output	SMAF	Port 1 is DC short to Port 2 and DC open to GND. GND is provided through the case and RF connectors.	
Port 2	Input/Output	SMAF	Port 2 is DC short to Port 1 and DC open to GND. GND is provided through the case and RF connectors.	

Specifications

Package Information

Parameter	Details	Rating
Weight	-	22g
Dimensions	-	27.94 X 18.80 mm

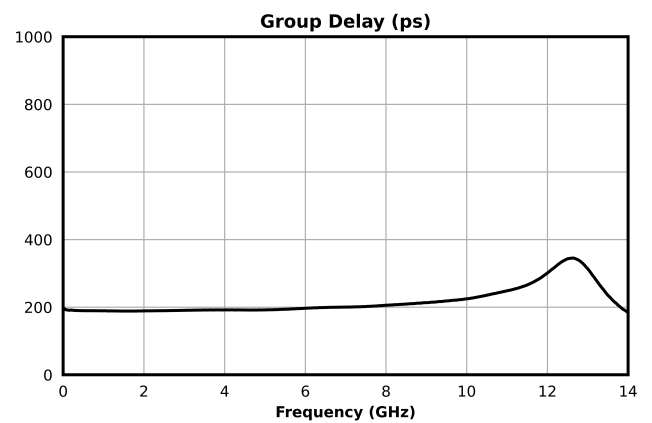
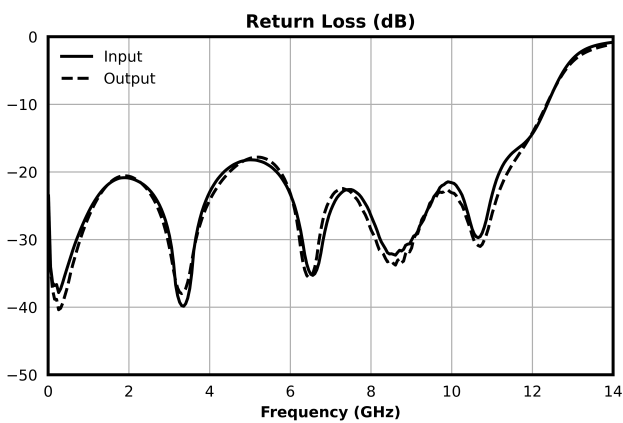
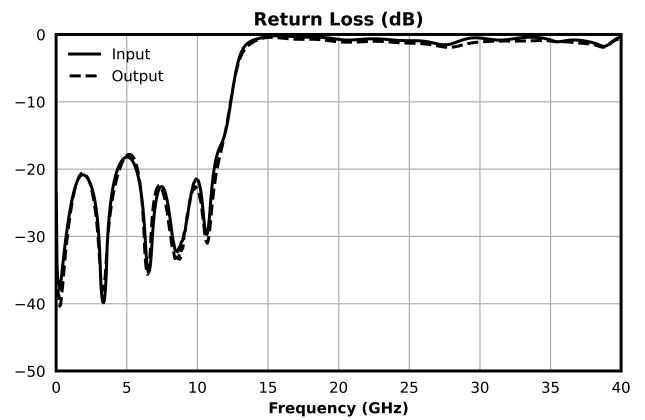
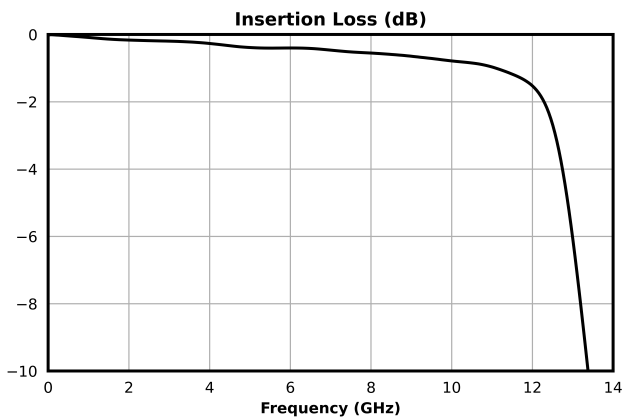
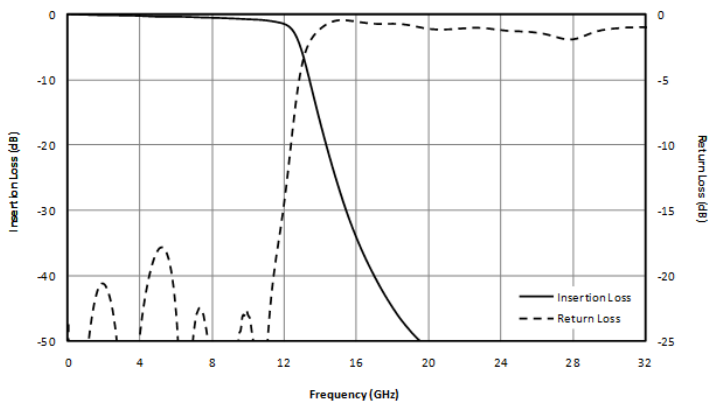
Electrical Specifications

Specifications guaranteed from -55 to +100°C, measured in a 50Ω system.

Parameter	Test Conditions	Minimum Frequency (GHz)	Maximum Frequency (GHz)	Min	Typ	Max	Unit
1 dBc Passband ¹	Configuration A, Temp = 25°C	-	11.11	-	-	-	GHz
3 dBc Passband ²	Configuration A, Temp = 25°C	-	12.56	-	-	-	GHz
30 dBc Rejection Point ³	Configuration A, Temp = 25°C	-	15.41	-	-	-	GHz
Center Freq ⁴	Configuration A, Temp = 25°C	-	-	-	5.55	-	GHz
Passband Return Loss ⁵	Configuration A, Temp = 25°C	-	-	-	25	-	dB
Group Delay ⁶	Configuration A, Temp = 25°C	-	-	-	194	-	ps
Impedance ⁷	Configuration A, Temp = 25°C	-	-	-	50	-	Ω
Impedance	-	-	-	-	50	-	Ω
Passband Insertion Loss	DC-11.5GHz	0	11.5	-	0.6	-	dB
Passband Return Loss	DC-11.5GHz	0	11.5	15	20	-	dB
RF Power	-	-	-	-	-	1	W
Stopband Suppression	15.5GHz	15.5	15.5	25	30	-	dB
Stopband Suppression	19.5-32GHz	19.5	32	40	50	-	dB

[1][2][3][4][5][6][7] No

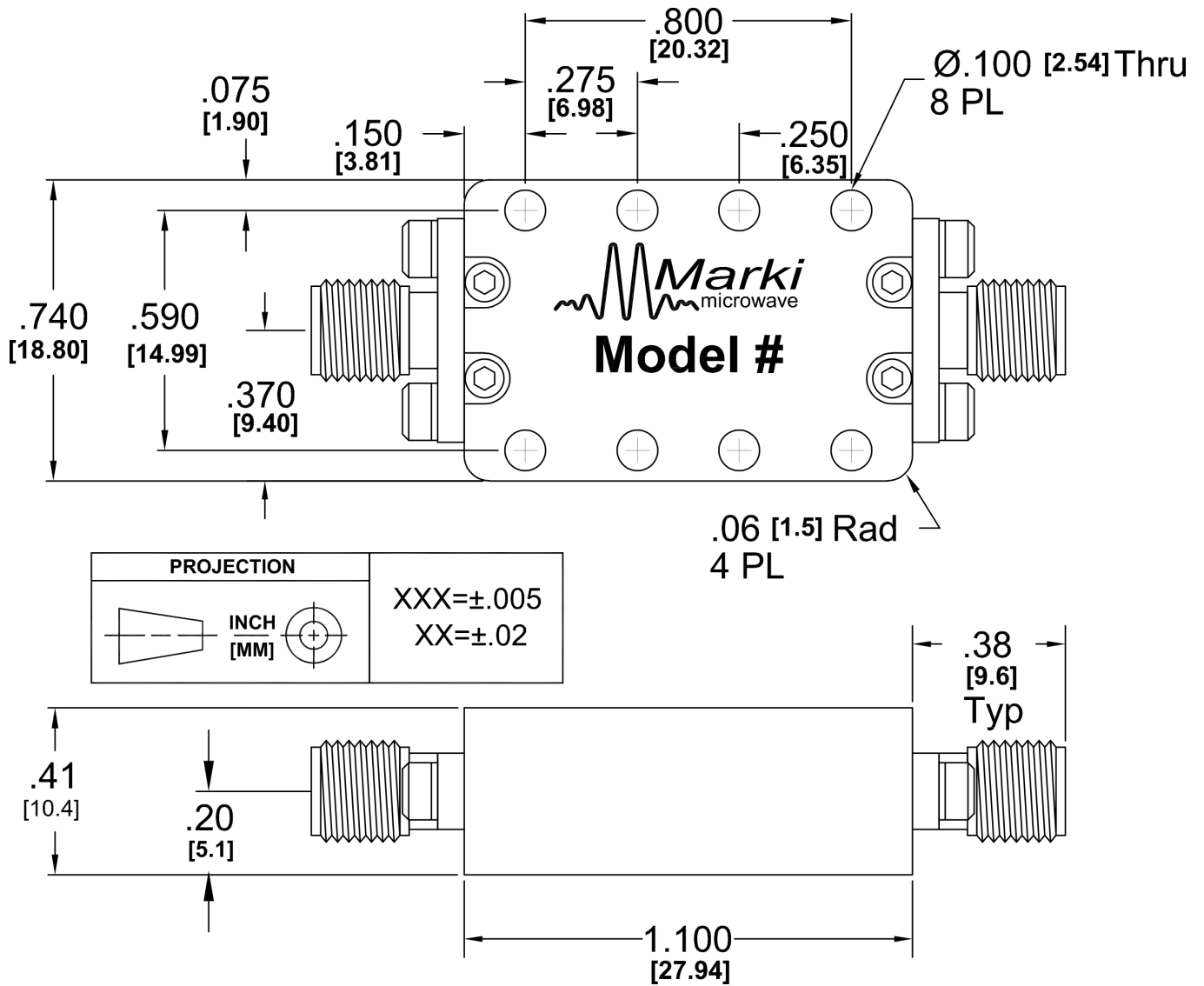
Typical Performance Plot



Mechanical Data

Outline Drawing

Download : [Outline 2D Drawing](#) | [Outline 3D Drawing](#) | [Outline 3D STP](#)



DISCLAIMER

MARKI MICROWAVE, LLC., ("MARKI") PROVIDES TECHNICAL SPECIFICATIONS AND DATA (INCLUDING DATASHEETS), APPLICATION OR OTHER DESIGN ADVICE, WEB TOOLS, AND OTHER INFORMATION AND RESOURCES "AS IS" AND WITH ALL FAULTS. MARKI DISCLAIMS ALL WARRANTIES, EXPRESS OR IMPLIED, INCLUDING, WITHOUT LIMITATION, ANY IMPLIED WARRANTIES OF MERCHANTABILITY, FITNESS FOR A PARTICULAR PURPOSE, OR NON-INFRINGEMENT.

These resources are intended for developers skilled in the art designing with Marki products. You are solely responsible for (1) selecting the appropriate products for your application, (2) designing, validating, and testing your application, and (3) ensuring your application meets applicable standards and other requirements. Marki makes no guarantee regarding the suitability of its products for any particular purpose, nor does Marki assume any liability whatsoever arising out of your use or application of any Marki product.

Marki grants you permission to use these resources only for development of an application that uses Marki products. Other reproduction or use of these resources is strictly prohibited. No license is granted to any other Marki intellectual property or to any third-party intellectual property. Marki reserves the right to make changes to the product(s) or information contained herein without notice.

MARKI MICROWAVE and T3 MIXER are trademarks or registered trademarks of Marki Microwave, LLC. All other trademarks used are the property of their respective owners.

© 2012, Marki Microwave, LLC