

EVB-MBAL-0R520


Evaluation Board, 0.5-20 GHz Passive MMIC Chip Scale Package 1:2 Balun

DEVICE OVERVIEW

General Description

The EVB-MBAL-0R520 is a connectorized evaluation board for the MBAL-0R520CSP2 0.5-20 GHz passive MMIC chip scale package 1:2 balun.

[Download s-parameters here](#)



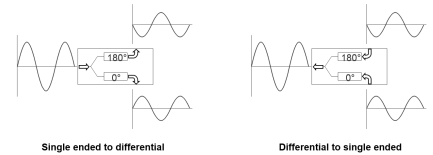
Features

N/A

Applications

N/A

Functional Block Diagram



Part Ordering Options

Part Number	Description	Package	Green Status	Product Lifecycle	Export Classification
MBAL-0R520CSP2	0.5-20 GHz Passive MMIC Chip Scale Package 1:2 Balun	CSP2	REACH RoHS	Released	EAR99
EVB-MBAL-0R520	Evaluation Board, 0.5-20 GHz Passive MMIC Chip Scale Package 1:2 Balun	EVB	REACH RoHS	Released	EAR99

EVB-MBAL-0R520

**Evaluation Board, 0.5-20 GHz Passive MMIC Chip
Scale Package 1:2 Balun**

Table Of Contents

■ **Device Overview**

General Description
Features
Applications
Functional Block Diagram

■ **Revision History**

■ **Specifications**

Electrical Specifications

■ **Mechanical Data**

Outline Drawing

■ **Evaluation Board**

Evaluation Board - Performance Data
Evaluation Board Outline Drawing

Revision History

Revision Code	Revision Date	Comment
-	2025-04-21	Initial Release

EVB-MBAL-0R520

Evaluation Board, 0.5-20 GHz Passive MMIC Chip
Scale Package 1:2 Balun

Electrical Specifications

Parameter	Test Conditions	Minimum Frequency (GHz)	Maximum Frequency (GHz)	Min	Typ	Max	Unit
Impedance Ratio	-	-	-	-	2:1	-	

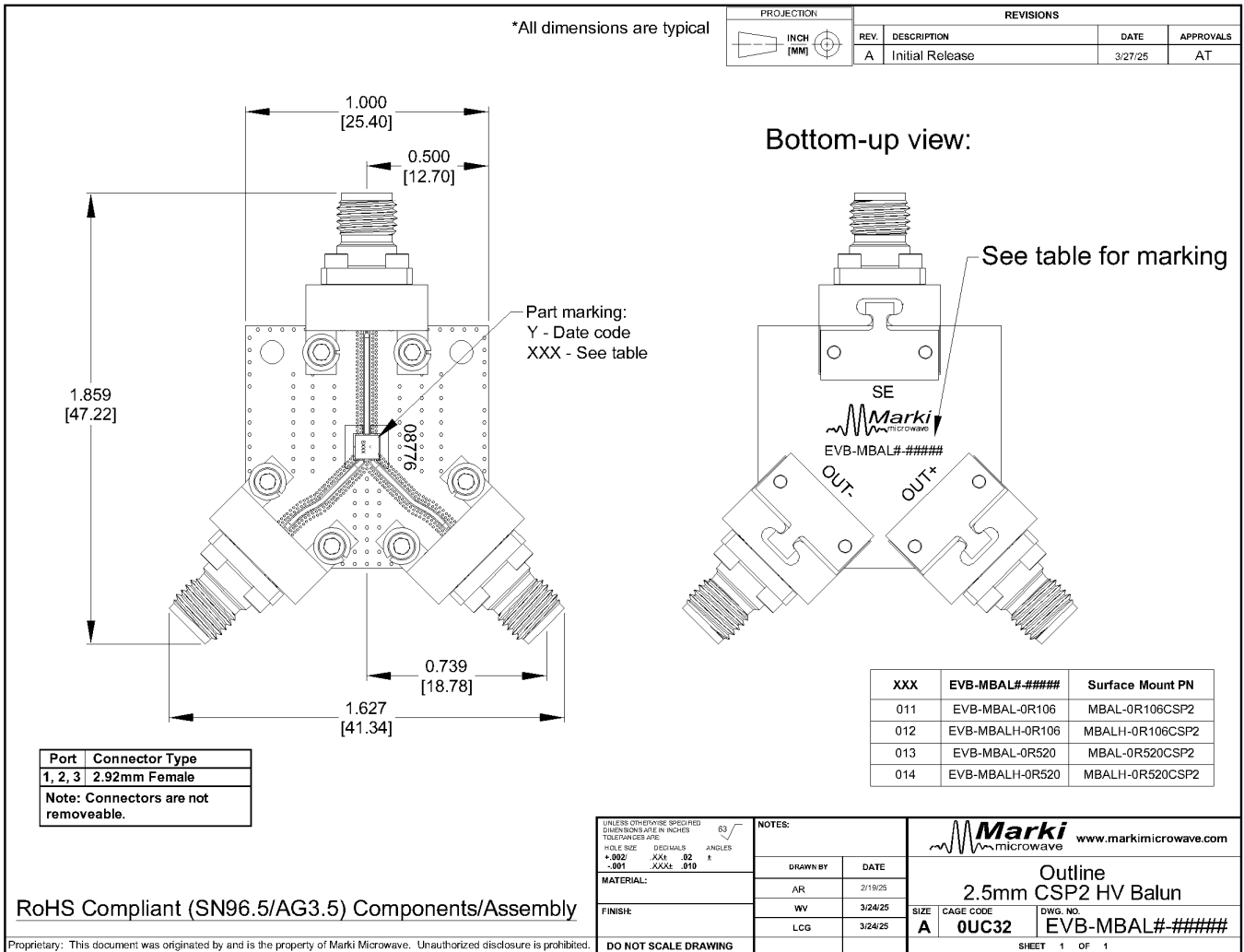
EVB-MBAL-0R520

Evaluation Board, 0.5-20 GHz Passive MMIC Chip
Scale Package 1:2 Balun

Mechanical Data

Outline Drawing

Download : [Outline 2D Drawing](#)



EVB Out- refers to output Out 1

EVB Out+ refers to output Out 2

EVB-MBAL-0R520

Evaluation Board, 0.5-20 GHz Passive MMIC Chip
Scale Package 1:2 Balun

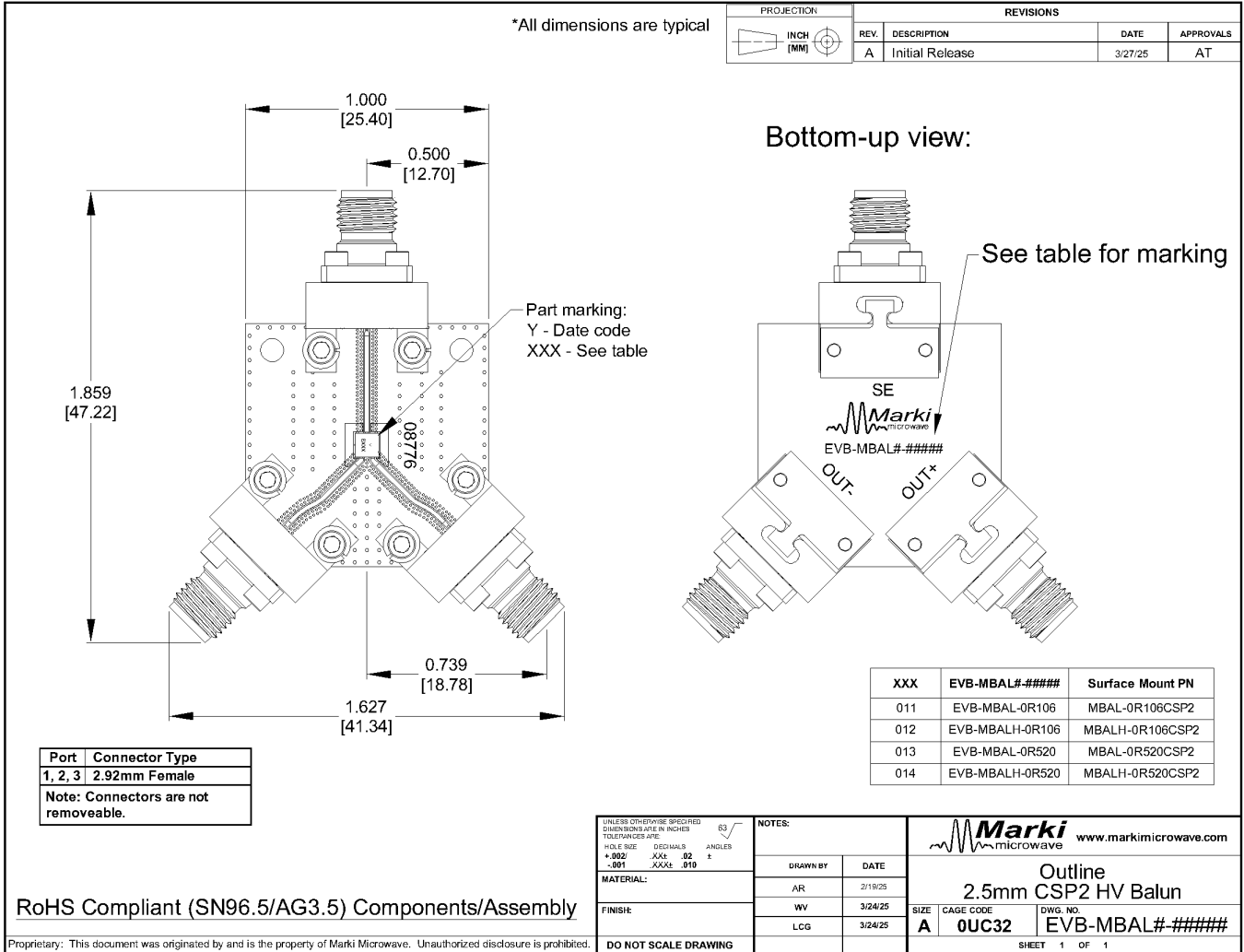
Evaluation Board - Performance Data

Parameter	Test Conditions	Frequency Range (GHz)	Min	Typ	Max	Unit
Impedance Ratio	-	-	-	2	-	

EVB-MBAL-0R520

Evaluation Board, 0.5-20 GHz Passive MMIC Chip
Scale Package 1:2 Balun

Evaluation Board - Outline Drawing



DISCLAIMER

MARKI MICROWAVE, INC., ("MARKI") PROVIDES TECHNICAL SPECIFICATIONS AND DATA (INCLUDING DATASHEETS), APPLICATION OR OTHER DESIGN ADVICE, WEB TOOLS, AND OTHER INFORMATION AND RESOURCES "AS IS" AND WITH ALL FAULTS. MARKI DISCLAIMS ALL WARRANTIES, EXPRESS OR IMPLIED, INCLUDING, WITHOUT LIMITATION, ANY IMPLIED WARRANTIES OF MERCHANTABILITY, FITNESS FOR A PARTICULAR PURPOSE, OR NON-INFRINGEMENT.

These resources are intended for developers skilled in the art designing with Marki products. You are solely responsible for (1) selecting the appropriate products for your application, (2) designing, validating, and testing your application, and (3) ensuring your application meets applicable standards and other requirements. Marki makes no guarantee regarding the suitability of its products for any particular purpose, nor does Marki assume any liability whatsoever arising out of your use or application of any Marki product.

Marki grants you permission to use these resources only for development of an application that uses Marki products. Other reproduction or use of these resources is strictly prohibited. No license is granted to any other Marki intellectual property or to any third-party intellectual property. Marki reserves the right to make changes to the product(s) or information contained herein without notice.

MARKI MICROWAVE and T3 MIXER are trademarks or registered trademarks of Marki Microwave, Inc. All other trademarks used are the property of their respective owners.

© 2025, Marki Microwave, Inc