

EVB-MFBP-00140

Evaluation Board, Passive GaAs 18 - 22.4 GHz MMIC Bandpass Filter

DEVICE OVERVIEW

General Description

The EVB-MFBP-00140 is a connectorized evaluation board for the MFBP-00140CSP3 passive MMIC surface mount 18 - 22.4 GHz bandpass filter.

[Download s-parameters here](#)

Features

N/A

Applications

N/A

Functional Block Diagram



Part Ordering Options

Part Number	Description	Package	Green Status	Product Lifecycle	Export Classification
MFBP-00140CSP3	Passive GaAs MMIC 18 - 22.4 GHz Bandpass Filter	CSP3	RoHS REACH	Released	EAR99
EVB-MFBP-00140	Evaluation Board, Passive GaAs 18 - 22.4 GHz MMIC Bandpass Filter	EVB	RoHS REACH	Released	EAR99

EVB-MFBP-00140

Evaluation Board, Passive GaAs 18 - 22.4 GHz
MMIC Bandpass Filter

Table Of Contents

- **Device Overview**
 - General Description
 - Features
 - Applications
 - Functional Block Diagram
- **Revision History**
- **Specifications**
- **Mechanical Data**
 - Outline Drawing
- **Evaluation Board**
 - Evaluation Board Outline Drawing

Revision History

Revision Code	Revision Date	Comment
-	2026-04-13	Initial Release

EVB-MFBP-00140

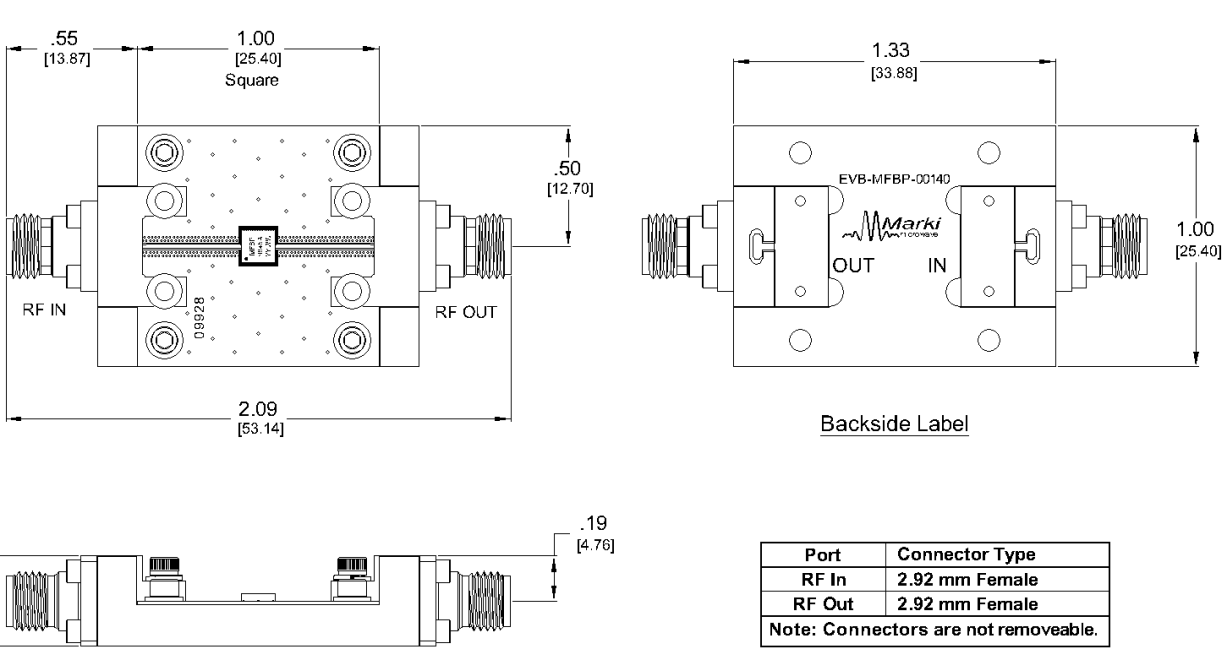
Evaluation Board, Passive GaAs 18 - 22.4 GHz
MMIC Bandpass Filter

Mechanical Data

Outline Drawing

Download : [Outline 2D Drawing](#)

All measurements are typical



PROJECTION INCH (MM) **REVISIONS**

REV.	DESCRIPTION	DATE	APPROVALS
A	Initial Release	3/17/26	AT


Backside Label

Port	Connector Type
RF In	2.92 mm Female
RF Out	2.92 mm Female

Note: Connectors are not removable.

RoHS Compliant (SN96.5/AG3.5) Components/Assembly

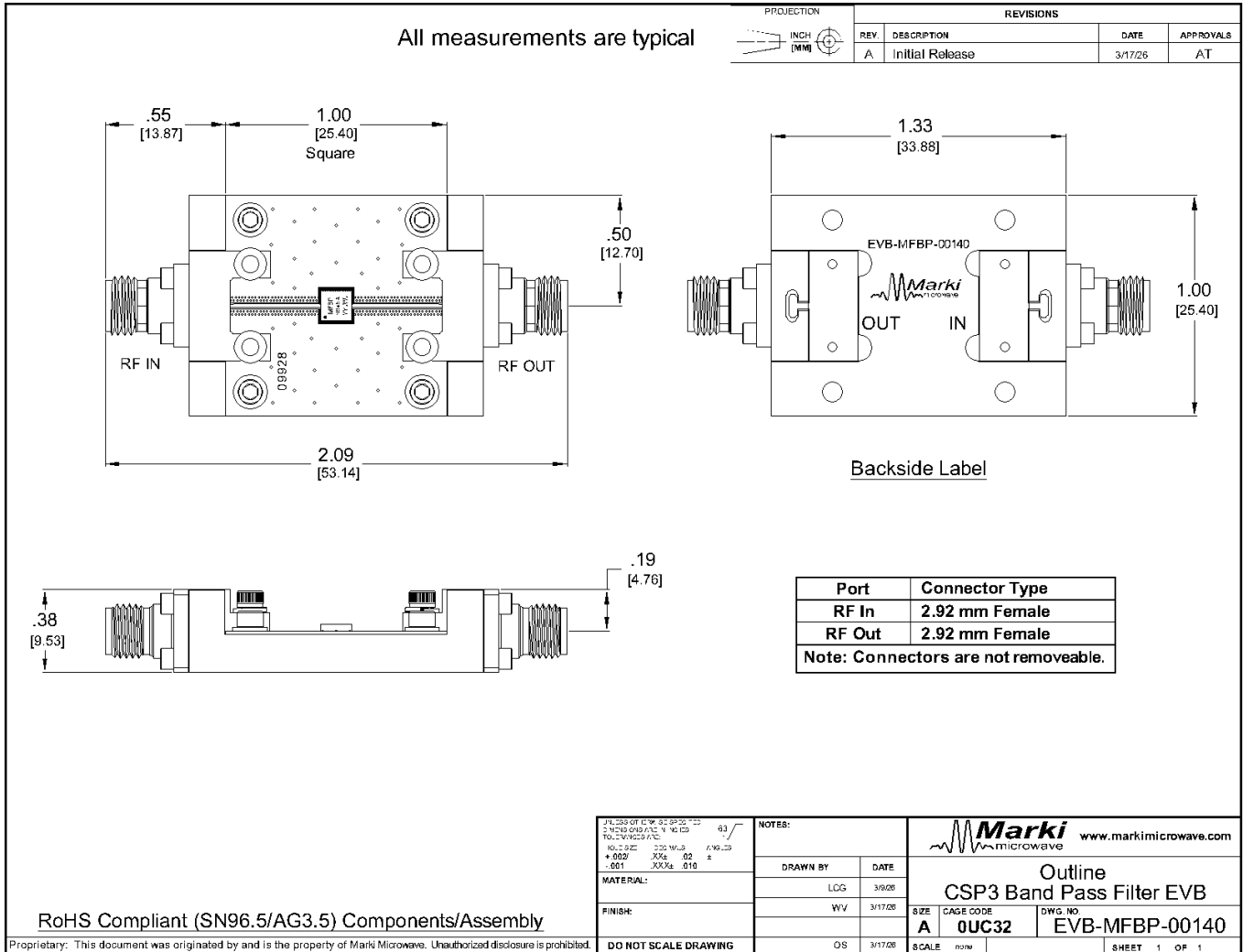
Proprietary: This document was originated by and is the property of Marki Microwave. Unauthorized disclosure is prohibited.

J1.250 OF E.W. 3/26/26 2.000 0.000 1.000 10.000 2.000 1.000 +.002 .002 .002 .001 .001 .001		NOTES: DRAWN BY: LCG DATE: 3/17/26 CHECKED BY: WV DATE: 3/17/26 OS 3/17/26	 www.markimicrowave.com Outline CSP3 Band Pass Filter EVB SIZE: A CAGE CODE: 0UC32 DWG. NO.: EVB-MFBP-00140 SCALE: 1:1 SHEET 1 OF 1
--	--	--	--

EVB-MFBP-00140

Evaluation Board, Passive GaAs 18 - 22.4 GHz
MMIC Bandpass Filter

Evaluation Board - Outline Drawing



DISCLAIMER

MARKI MICROWAVE, LLC., ("MARKI") PROVIDES TECHNICAL SPECIFICATIONS AND DATA (INCLUDING DATASHEETS), APPLICATION OR OTHER DESIGN ADVICE, WEB TOOLS, AND OTHER INFORMATION AND RESOURCES "AS IS" AND WITH ALL FAULTS. MARKI DISCLAIMS ALL WARRANTIES, EXPRESS OR IMPLIED, INCLUDING, WITHOUT LIMITATION, ANY IMPLIED WARRANTIES OF MERCHANTABILITY, FITNESS FOR A PARTICULAR PURPOSE, OR NON-INFRINGEMENT.

These resources are intended for developers skilled in the art designing with Marki products. You are solely responsible for (1) selecting the appropriate products for your application, (2) designing, validating, and testing your application, and (3) ensuring your application meets applicable standards and other requirements. Marki makes no guarantee regarding the suitability of its products for any particular purpose, nor does Marki assume any liability whatsoever arising out of your use or application of any Marki product.

Marki grants you permission to use these resources only for development of an application that uses Marki products. Other reproduction or use of these resources is strictly prohibited. No license is granted to any other Marki intellectual property or to any third-party intellectual property. Marki reserves the right to make changes to the product(s) or information contained herein without notice.

MARKI MICROWAVE and T3 MIXER are trademarks or registered trademarks of Marki Microwave, LLC. All other trademarks used are the property of their respective owners.

© 2026, Marki Microwave, LLC