


D-1505LP Frequency Doublers

DEVICE OVERVIEW

General Description

The D-1505 is a passive doubler fabricated with silicon Schottky diodes. This operates over a guaranteed 1.5 to 5 GHz input frequency range or a doubled output frequency range of 3 to 10 GHz. It features excellent conversion loss, isolations, and harmonic suppressions across a broad bandwidth. D series doublers have generally been replaced with MMD doublers with superior performance, repeatability and availability. The D-0308 is still used in legacy systems and is suitable for laboratory use.



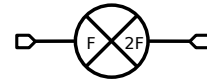
Features

- Input 1.5 to 5.0 GHz
- Output 3.0 to 10.0 GHz
- 10 dB Typical Conversion Loss
- 30 dBc Typical Third Harmonic Suppression
- Two Input Levels Available
- Multi-Octave Band Input

Applications

N/A

Functional Block Diagram



Part Ordering Options

Part Number	Description	Package	Connectors	Green Status	Product Lifecycle	Export Classification	Recommended Replacement
D-1505LP	Frequency Doublers	P	<u>Standard</u>	Non-RoHS	Not Recommended for New Design	EAR99	<u>MMD-0415HS</u>

Table Of Contents

- **Device Overview**
 - General Description
 - Features
 - Applications
 - Functional Block Diagram
- **Port Configuration and Functions**
 - Port Diagram
 - Port Functions
- **Revision History**
- **Specifications**
 - Package Information
 - Electrical Specifications
 - Typical Performance Plots
- **Mechanical Data**
 - Outline Drawing
- **Notes**

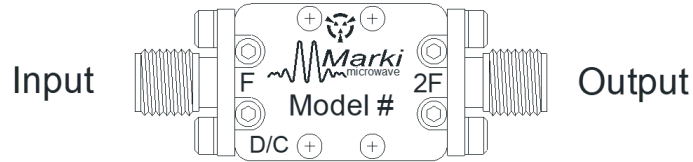
Revision History

Revision Code	Revision Date	Comment
-	2015-08-11	Datasheet Initial Release

NOT RECOMMENDED FOR NEW DESIGN

Port Configuration and Functions

Port Diagram



Port Functions

Port	Function	Connector Type	Description	DC Equivalent Circuit
2F	2F	2.92F	-	-
F	1F	SMAF	-	-

NOT RECOMMENDED FOR NEW DESIGN

Specifications

Package Information

Parameter	Details	Rating
Weight	Package name: P	18g
Dimensions	-	20.32 x 14.99 mm

NOT RECOMMENDED FOR NEW DESIGN

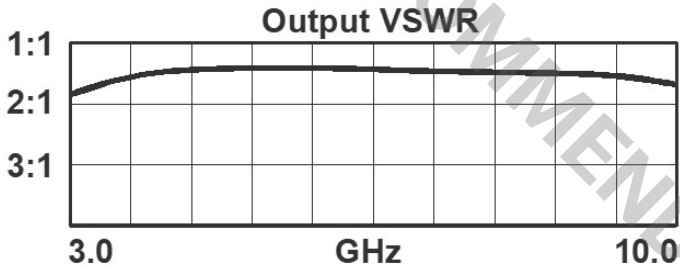
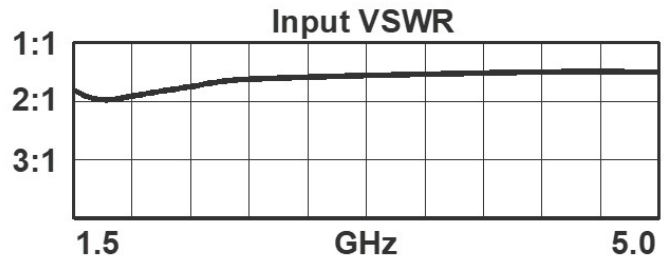

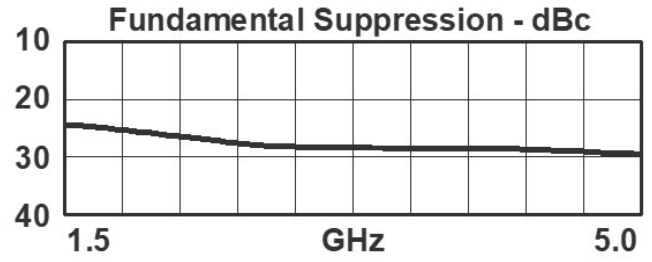
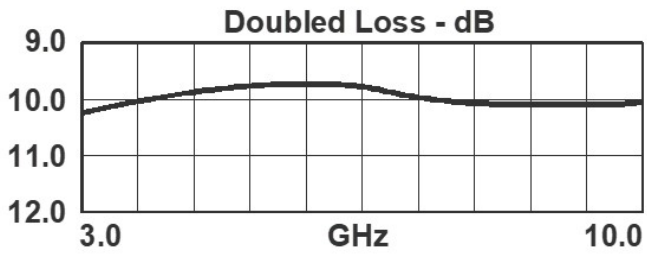
Electrical Specifications

Specifications guaranteed from -55 to +100°C, measured in a 50-Ohm system

Parameter	Test Conditions	Minimum Frequency (GHz)	Maximum Frequency (GHz)	Min	Typ	Max	Unit
LO Input Drive Level, L Diode Option	-	-	-	10	-	13	dBm
Spurious Suppression, All Harmonics	Input=1.5-5.0 GHz	1.5	5	15	25	-	dBc
Suppression, 3F	Output=4.5-10.0 GHz	4.5	10	20	30	-	dBc
Conversion Loss	Second Harmonic Output	3	10	-	10	12	dB
Input Frequency Range	-	-	-	1.5	-	5	GHz
Output Frequency Range	-	-	-	3	-	10	GHz

RECOMMENDED FOR NEW DESIGN

Typical Performance Plots

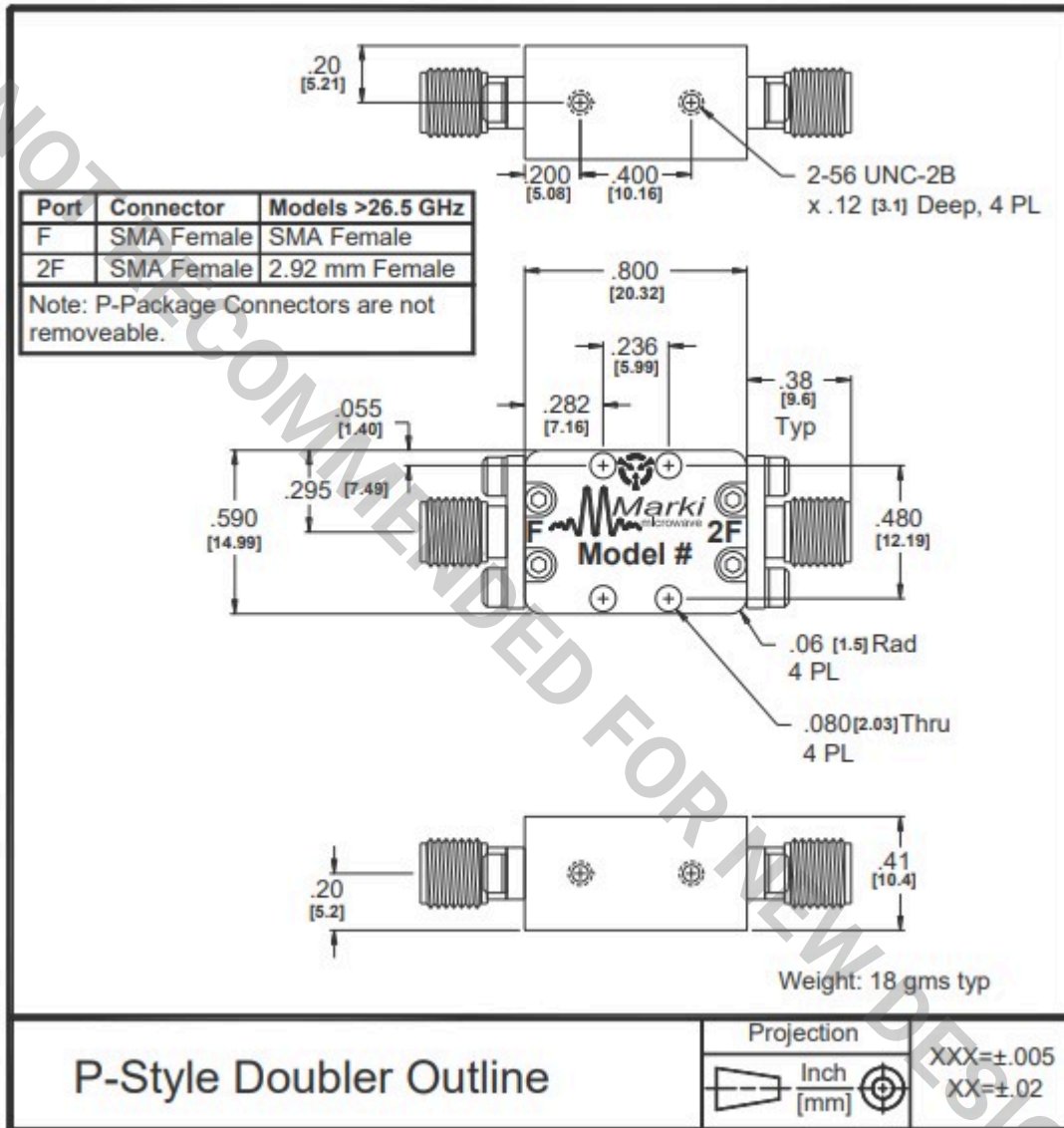


NOT RECOMMENDED FOR NEW DESIGN

Mechanical Data

Outline Drawing

Download : [Outline 2D Drawing](#)



Notes

1. Doubled Loss typically degrades less than 0.5 dB at +100°C and improves less than 0.5 dB at -55°C.
2. Maximum input power is +23 dBm at +25°C, derated linearly to +20 dBm at +100°C.
3. Specifications are subject to change without notice. Contact Marki Microwave for the most recent specifications and data sheets.
4. Standard configuration for A, B, and C outlines are with connectors and bottom spacer.
5. Catalog doubler circuits are continually improved. Configuration control requires custom model numbers and specifications.

DISCLAIMER

MARKI MICROWAVE, INC., ("MARKI") PROVIDES TECHNICAL SPECIFICATIONS AND DATA (INCLUDING DATASHEETS), APPLICATION OR OTHER DESIGN ADVICE, WEB TOOLS, AND OTHER INFORMATION AND RESOURCES "AS IS" AND WITH ALL FAULTS. MARKI DISCLAIMS ALL WARRANTIES, EXPRESS OR IMPLIED, INCLUDING, WITHOUT LIMITATION, ANY IMPLIED WARRANTIES OF MERCHANTABILITY, FITNESS FOR A PARTICULAR PURPOSE, OR NON-INFRINGEMENT.

These resources are intended for developers skilled in the art designing with Marki products. You are solely responsible for (1) selecting the appropriate products for your application, (2) designing, validating, and testing your application, and (3) ensuring your application meets applicable standards and other requirements. Marki makes no guarantee regarding the suitability of its products for any particular purpose, nor does Marki assume any liability whatsoever arising out of your use or application of any Marki product.

Marki grants you permission to use these resources only for development of an application that uses Marki products. Other reproduction or use of these resources is strictly prohibited. No license is granted to any other Marki intellectual property or to any third-party intellectual property. Marki reserves the right to make changes to the product(s) or information contained herein without notice.

MARKI MICROWAVE and T3 MIXER are trademarks or registered trademarks of Marki Microwave, Inc. All other trademarks used are the property of their respective owners.

© 2015, Marki Microwave, Inc