


DPX-0508

Broadband Diplexer

DEVICE OVERVIEW

General Description

The DPX-0508 is a broadband low pass/high pass diplexer capable of multiplexing low frequency (DC-5 GHz) and high frequency (8-18 GHz) signals. The novel design offers extremely low insertion loss for both the low pass and high pass channels. The DPX-0508 is an excellent solution for applications such as high frequency/baseband signal routing (especially following a broadband high frequency mixing stage), low loss power splitting/combination, separation of harmonic tones, and general-purpose lab use.



[Download s-parameters here](#)

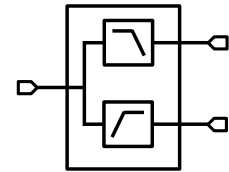
Features

- Broadband performance
- Low insertion loss
- High isolation between low pass and high pass ports
- Lightweight, compact design

Applications

- Reflectionless Filter Applications
- RF Transceivers

Functional Block Diagram



Part Ordering Options

Part Number	Description	Connectors	Green Status	Product Lifecycle	Export Classification
DPX-0508	Broadband Diplexer	<u>Standard</u>	Non-RoHS	Released	EAR99

Table Of Contents

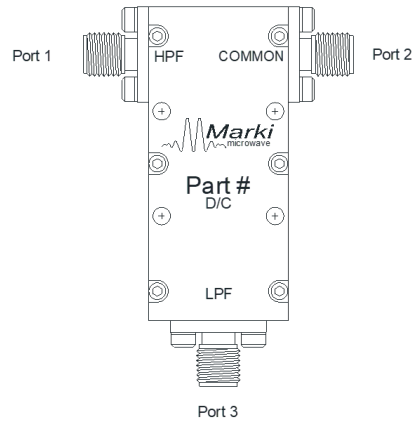
- **Device Overview**
 - General Description
 - Features
 - Applications
 - Functional Block Diagram
- **Port Configuration and Functions**
 - Port Diagram
 - Port Functions
- **Revision History**
- **Specifications**
 - Package Information
 - Electrical Specifications
 - Typical Performance Plots
- **Mechanical Data**
 - Outline Drawing

Revision History



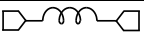
Revision Code	Revision Date	Comment
-	2012-02-09	Datasheet Initial Release

Port Configuration and Functions

Port Diagram



Port Functions

Port	Function	Connector Type	Description	DC Equivalent Circuit
Port 1	High Pass Filter	SMAF	Port 1 is DC open to Port 2 and short to Port 3.	
Port 2	Common/Input	SMAF	Port 2 is DC open to Port 1 and Port 3.	
Port 3	Low Pass Filter	SMAF	Port 3 is DC open to Port 1 and short to Port 2.	

Specifications

Package Information

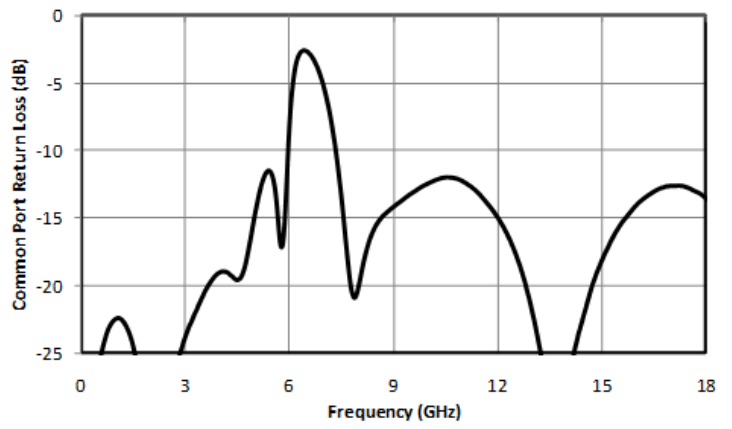
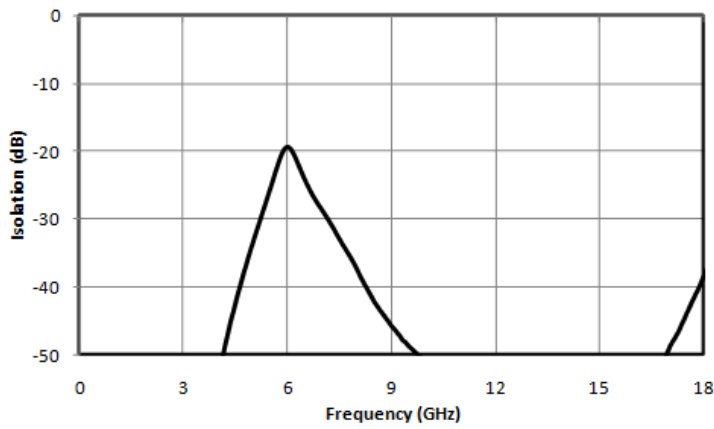
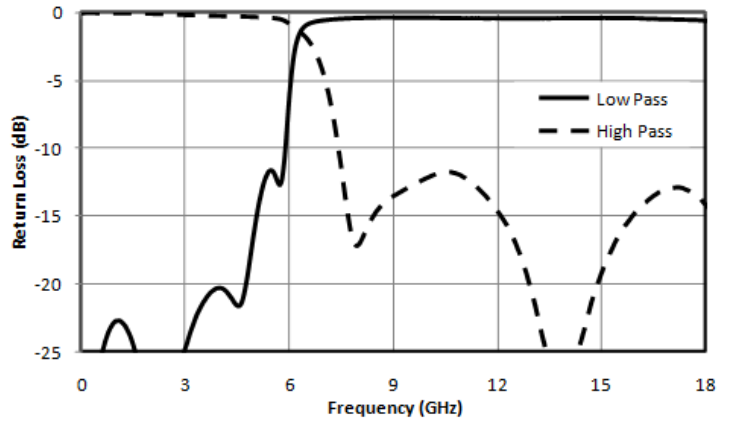
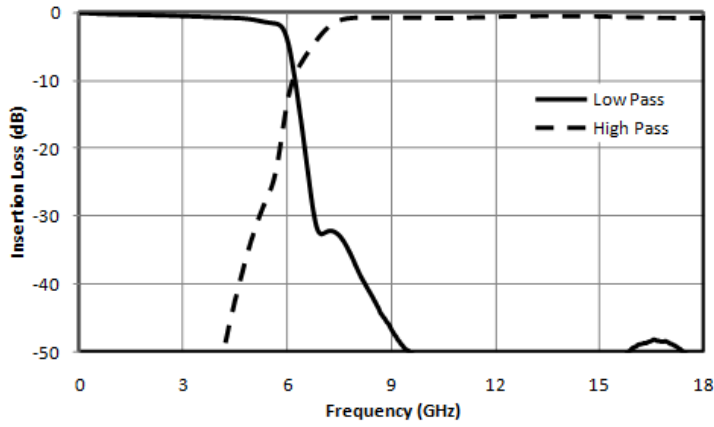
Parameter	Details	Rating
Weight	-	28g
Dimensions	-	20.32 × 45.72 mm

Electrical Specifications

Specifications guaranteed from -55 to +100°C, measured in a 50Ω system.

Parameter	Test Conditions	Minimum Frequency (GHz)	Maximum Frequency (GHz)	Min	Typ	Max	Unit
30 dBc Low Pass Rejection Point	DC-5 GHz	0	5	25	40	-	dB
Common Port Return Loss	8-18 GHz	8	18	8	12	-	dB
High Pass Filter, Pass Band Insertion Loss	8-18 GHz	8	18	-	1	-	dB
High Pass Filter, Pass Band Return Loss	8-18 GHz	8	18	8	12	-	dB
Impedance	-	-	-	-	50	-	Ω
Isolation	8-18 GHz	8	18	30	45	-	dB
Low Pass Filter, Pass Band Insertion Loss	DC-5 GHz	0	5	-	1	-	dB
Low Pass Filter, Pass Band Return Loss	DC-5 GHz	0	5	12	16	-	dB
Low Pass Filter, Stop Band Rejection	8-18 GHz	8	18	30	45	-	dB
RF Power	-	-	-	-	-	1	W
1 dBc High Passband	-	-	-	8	-	18	GHz
1 dBc Low Passband	-	-	-	0	-	5	GHz
Common Port Return Loss	DC-5 GHz	0	5	12	16	-	dB
Isolation	DC-5 GHz	0	5	25	40	-	dB

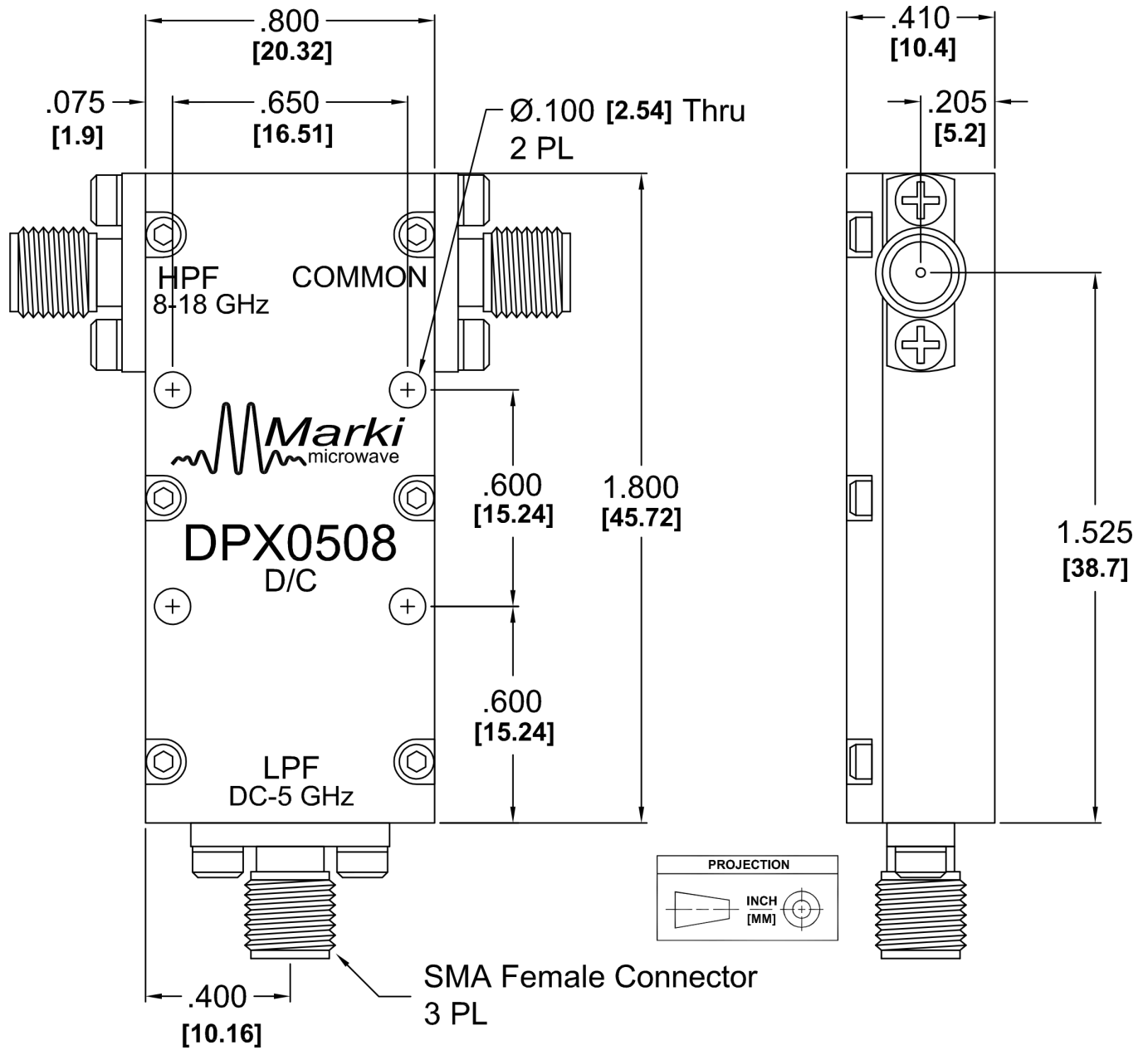
Typical Performance Plots



Mechanical Data

Outline Drawing

Download : [Outline 2D Drawing](#) | [Outline 3D Drawing](#) | [Outline 3D STP](#)



DISCLAIMER

MARKI MICROWAVE, LLC., ("MARKI") PROVIDES TECHNICAL SPECIFICATIONS AND DATA (INCLUDING DATASHEETS), APPLICATION OR OTHER DESIGN ADVICE, WEB TOOLS, AND OTHER INFORMATION AND RESOURCES "AS IS" AND WITH ALL FAULTS. MARKI DISCLAIMS ALL WARRANTIES, EXPRESS OR IMPLIED, INCLUDING, WITHOUT LIMITATION, ANY IMPLIED WARRANTIES OF MERCHANTABILITY, FITNESS FOR A PARTICULAR PURPOSE, OR NON-INFRINGEMENT.

These resources are intended for developers skilled in the art designing with Marki products. You are solely responsible for (1) selecting the appropriate products for your application, (2) designing, validating, and testing your application, and (3) ensuring your application meets applicable standards and other requirements. Marki makes no guarantee regarding the suitability of its products for any particular purpose, nor does Marki assume any liability whatsoever arising out of your use or application of any Marki product.

Marki grants you permission to use these resources only for development of an application that uses Marki products. Other reproduction or use of these resources is strictly prohibited. No license is granted to any other Marki intellectual property or to any third-party intellectual property. Marki reserves the right to make changes to the product(s) or information contained herein without notice.

MARKI MICROWAVE and T3 MIXER are trademarks or registered trademarks of Marki Microwave, LLC. All other trademarks used are the property of their respective owners.

© 2012, Marki Microwave, LLC