


CBR16-0012

High Directivity Bridge Coupler

DEVICE OVERVIEW

General Description

The CBR16-0012 offers the broadest bandwidth of any standalone bridge coupler on the market. It provides an extremely high degree of measurement accuracy for forward power measurements, and can also be used to measure VSWR/return loss (see Directivity and VSWR Measurement App Note). The flat coupling ratio, high directivity, and broadband performance to 200 kHz make the CBR16-0012 an excellent 'black box' coupler for everyday lab use.



[Download s-parameters here](#)

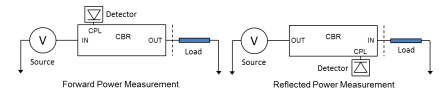
Features

- Broadband Performance
- High Directivity
- Low VSWR
- Compact Size and Lightweight

Applications

N/A

Functional Block Diagram



Part Ordering Options

Part Number	Description	Connectors	Green Status	Product Lifecycle	Export Classification
CBR16-0012	High Directivity Bridge Coupler	<u>Standard</u>	REACH RoHS	Released	EAR99

Table Of Contents

- **Device Overview**
 - General Description
 - Features
 - Applications
 - Functional Block Diagram
- **Revision History**
- **Specifications**
 - Absolute Maximum Ratings
 - Package Information
 - Electrical Specifications
 - Typical Performance Plots
- **Operation**
 - Application Information
- **Mechanical Data**
 - Outline Drawing

Revision History

Revision Code	Revision Date	Comment
-	2019-06-05	Initial Date Release

Specifications

Absolute Maximum Ratings

Parameter	Maximum Rating	Unit
RF Power Handling	1	W

Package Information

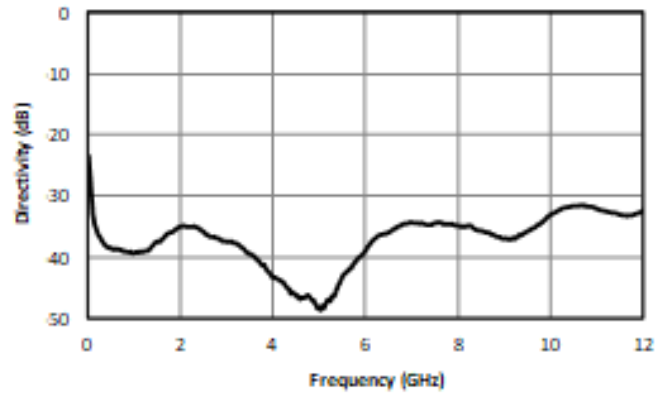
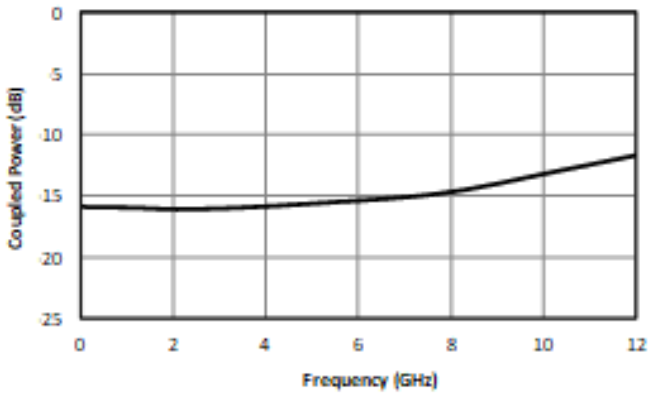
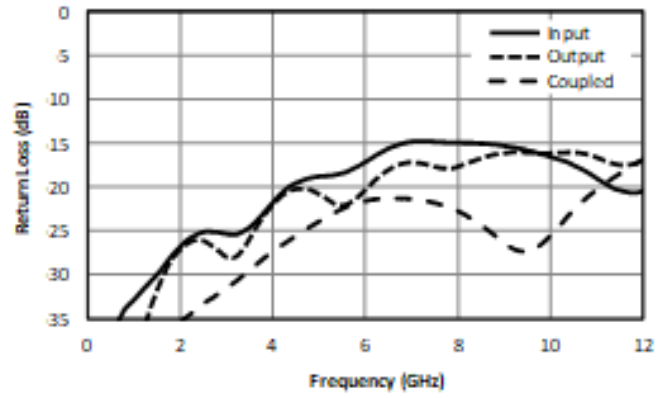
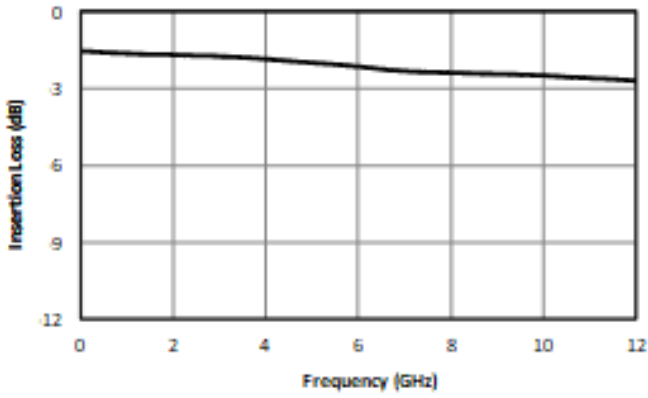
Parameter	Details	Rating
Weight	-	30g
Dimensions	-	43.18 x 17.53 mm

Electrical Specifications

Specifications guaranteed when operated in a 50Ω system.

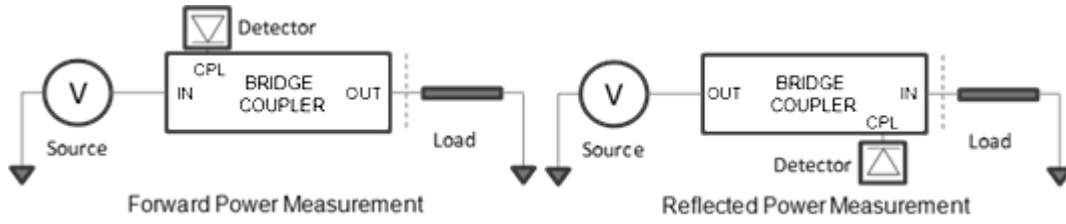
Parameter	Test Conditions	Minimum Frequency (GHz)	Maximum Frequency (GHz)	Min	Typ	Max	Unit
Directivity	-	0.0002	12	22	32	-	dB
Directivity	-	0.0002	0.2	-	25	-	dB
Direct Line Insertion Loss	-	0.0002	12	-	-	3.5	dB
Mean Coupling	-	12	12	-	12	-	dB
Mean Coupling	-	0.0002	6	-	16	-	dB
Mean Coupling	-	9	9	-	14	-	dB
VSWR	-	0.0002	12	-	1.25	1.6	

Typical Performance Plots



Application Information

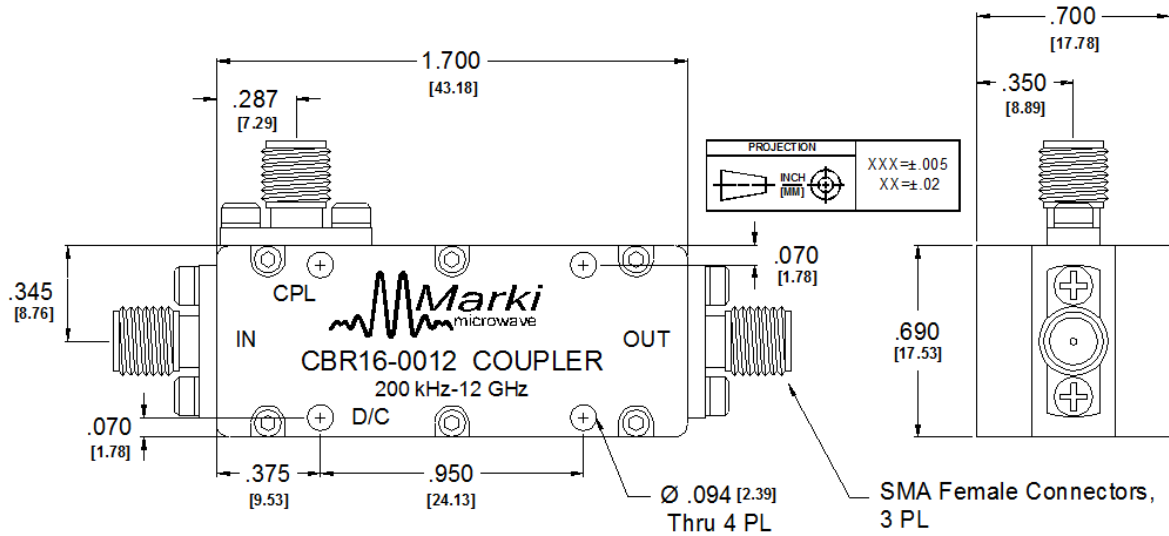
Forward & reflected power measurement using high directivity bridge coupler



Mechanical Data

Outline Drawing

Download : [Outline 2D Drawing](#) | [Outline 3D Drawing](#) | [Outline 3D STP](#)



DISCLAIMER

MARKI MICROWAVE, INC., ("MARKI") PROVIDES TECHNICAL SPECIFICATIONS AND DATA (INCLUDING DATASHEETS), APPLICATION OR OTHER DESIGN ADVICE, WEB TOOLS, AND OTHER INFORMATION AND RESOURCES "AS IS" AND WITH ALL FAULTS. MARKI DISCLAIMS ALL WARRANTIES, EXPRESS OR IMPLIED, INCLUDING, WITHOUT LIMITATION, ANY IMPLIED WARRANTIES OF MERCHANTABILITY, FITNESS FOR A PARTICULAR PURPOSE, OR NON-INFRINGEMENT.

These resources are intended for developers skilled in the art designing with Marki products. You are solely responsible for (1) selecting the appropriate products for your application, (2) designing, validating, and testing your application, and (3) ensuring your application meets applicable standards and other requirements. Marki makes no guarantee regarding the suitability of its products for any particular purpose, nor does Marki assume any liability whatsoever arising out of your use or application of any Marki product.

Marki grants you permission to use these resources only for development of an application that uses Marki products. Other reproduction or use of these resources is strictly prohibited. No license is granted to any other Marki intellectual property or to any third-party intellectual property. Marki reserves the right to make changes to the product(s) or information contained herein without notice.

MARKI MICROWAVE and T3 MIXER are trademarks or registered trademarks of Marki Microwave, Inc. All other trademarks used are the property of their respective owners.

© 2019, Marki Microwave, Inc