

## EVB-MEQ6-40

### Evaluation Board, Chip Scale Package MMIC DC-40 GHz 6 dB Equalizer

## DEVICE OVERVIEW

### General Description

The EVB-MEQ6-40 is a connectorized evaluation board for the MEQ6-40CSP1 passive MMIC surface mount DC-40 GHz 6 dB equalizer.

[Download s-parameters here](#)



### Features

N/A

### Applications

N/A

### Functional Block Diagram



### Part Ordering Options

Part Number	Description	Package	Green Status	Product Lifecycle	Export Classification
<a href="#">MEQ6-40CSP1</a>	Chip Scale Package MMIC DC-40 GHz 6 dB Equalizer	CSP1	REACH RoHS	Released	EAR99
EVB-MEQ6-40	Evaluation Board, Chip Scale Package MMIC DC-40 GHz 6 dB Equalizer	EVB	REACH RoHS	Released	EAR99

## **EVB-MEQ6-40**

### **Evaluation Board, Chip Scale Package MMIC DC-40 GHz 6 dB Equalizer**

#### **Table Of Contents**

- **Device Overview**
  - General Description
  - Features
  - Applications
  - Functional Block Diagram
- **Revision History**
- **Specifications**
- **Mechanical Data**
  - Outline Drawing
- **Evaluation Board**
  - Evaluation Board Outline Drawing

#### **Revision History**

<b>Revision Code</b>	<b>Revision Date</b>	<b>Comment</b>
-	2025-08-13	Initial Release

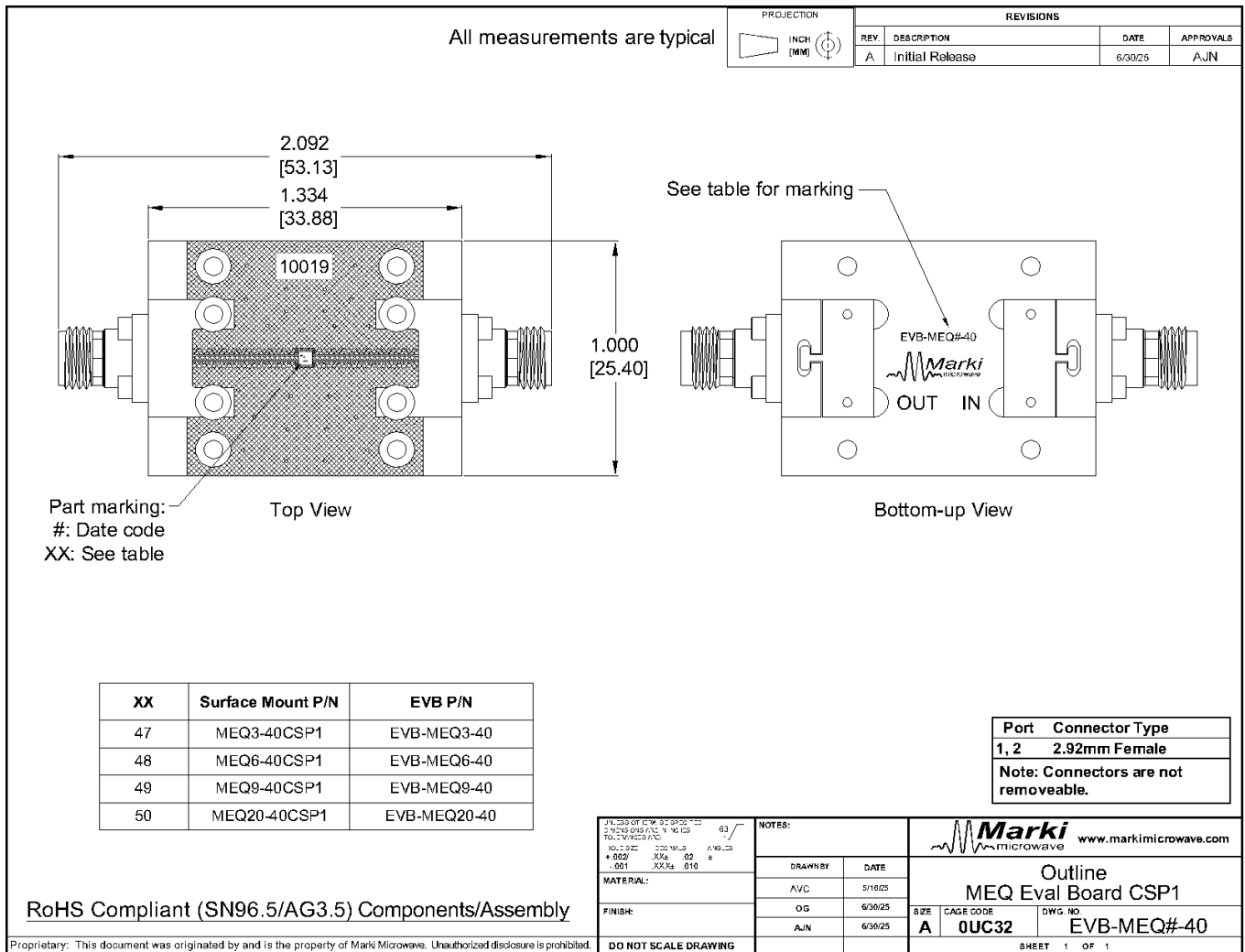
## EVB-MEQ6-40

Evaluation Board, Chip Scale Package MMIC DC-40 GHz 6 dB Equalizer

### Mechanical Data

### Outline Drawing

Download : [Outline 2D Drawing](#)

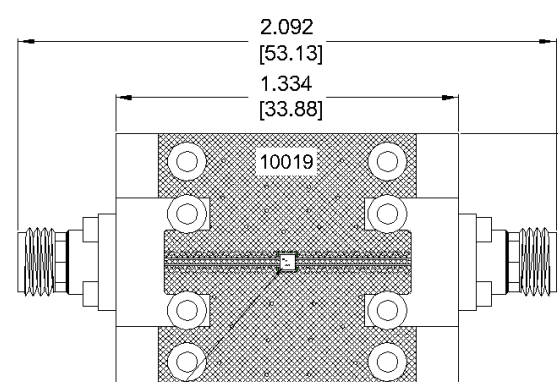


# EVB-MEQ6-40

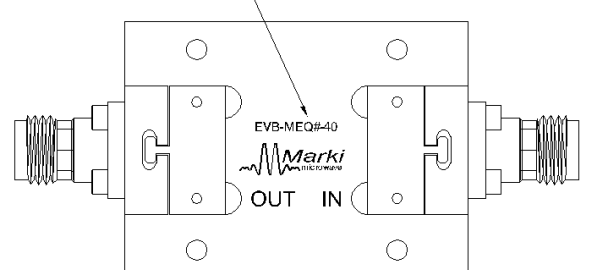
Evaluation Board, Chip Scale Package MMIC DC-40 GHz 6 dB Equalizer

## Evaluation Board - Outline Drawing

All measurements are typical



Top View



Bottom-up View

Part marking:  
#: Date code  
XX: See table

XX	Surface Mount P/N	EVb P/N
47	MEQ3-40CSP1	EVb-MEQ3-40
48	MEQ6-40CSP1	EVb-MEQ6-40
49	MEQ9-40CSP1	EVb-MEQ9-40
50	MEQ20-40CSP1	EVb-MEQ20-40

Port	Connector Type
1, 2	2.92mm Female

Note: Connectors are not removable.

RoHS Compliant (SN96.5/AG3.5) Components/Assembly

Proprietary: This document was originated by and is the property of Marki Microwave. Unauthorized disclosure is prohibited.

JUL 2009 OF 12 W 02 00 00 100  
S N 210 010 100 1 1 00 000  
TOL 2 1 0000 1/100

63


10.0 DEC 0.00 MM 0.00 0.00 0.00  
+ 0.007 0.00 0.00 ±  
- 0.01 0.00 0.00 ±

MATERIAL:

FINISH:

NOTES:

DRAWN BY	DATE
AVC	5/16/05
OG	6/30/25
AJN	6/30/25



www.markimicrowave.com

Outline  
MEQ Eval Board CSP1

SIZE	CAGE CODE	DWG. NO.
A	0UC32	EVb-MEQ#-40

SHEET 1 OF 1

#### **DISCLAIMER**

MARKI MICROWAVE, INC., ("MARKI") PROVIDES TECHNICAL SPECIFICATIONS AND DATA (INCLUDING DATASHEETS), APPLICATION OR OTHER DESIGN ADVICE, WEB TOOLS, AND OTHER INFORMATION AND RESOURCES "AS IS" AND WITH ALL FAULTS. MARKI DISCLAIMS ALL WARRANTIES, EXPRESS OR IMPLIED, INCLUDING, WITHOUT LIMITATION, ANY IMPLIED WARRANTIES OF MERCHANTABILITY, FITNESS FOR A PARTICULAR PURPOSE, OR NON-INFRINGEMENT. These resources are intended for developers skilled in the art designing with Marki products. You are solely responsible for (1) selecting the appropriate products for your application, (2) designing, validating, and testing your application, and (3) ensuring your application meets applicable standards and other requirements. Marki makes no guarantee regarding the suitability of its products for any particular purpose, nor does Marki assume any liability whatsoever arising out of your use or application of any Marki product.

Marki grants you permission to use these resources only for development of an application that uses Marki products. Other reproduction or use of these resources is strictly prohibited. No license is granted to any other Marki intellectual property or to any third-party intellectual property. Marki reserves the right to make changes to the product(s) or information contained herein without notice.

MARKI MICROWAVE and T3 MIXER are trademarks or registered trademarks of Marki Microwave, Inc. All other trademarks used are the property of their respective owners.

© 2025, Marki Microwave, Inc