

INV-0040

BROADBAND PULSE INVERTER (1 MHz to 40 GHz)

DEVICE OVERVIEW

General Description

The INV-0040 is a broadband pulse inverter that operates over a 1 MHz to 40 GHz bandwidth. This inverter features fast rise and fall times and low insertion loss. Inverters use both magnetic and capacitive coupling to create an inverted version of a voltage signal. In the frequency domain, inverters introduce a broadband 180° phase shift relative to the input signal, while maintaining a flat group delay to ensure signal integrity.



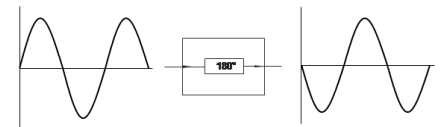
Features

- 1 MHz to 40 GHz Pulse Inverter
- Fastest Rise and Fall Time
- Low Insertion Loss
- Matched 50 Ohm Impedance on Input and Output Ports

Applications

N/A

Functional Block Diagram



Part Ordering Options

Part Number	Description	Connectors	Green Status	Product Lifecycle	Export Classification
INV-0040	BROADBAND PULSE INVERTER (1 MHz to 40 GHz)	<u>Standard</u>	Non-RoHS	Released	EAR99

Table Of Contents

- **Device Overview**
 - General Description
 - Features
 - Applications
 - Functional Block Diagram
- **Revision History**
- **Specifications**
 - Package Information
 - Electrical Specifications
 - Typical Performance
 - Time Domain Performance Plots
- **Mechanical Data**
 - Outline Drawing

Revision History

Revision Code	Revision Date	Comment
-	2011-08-01	Datasheet initial Release
A	2019-04-01	Added Low Frequency insertion loss plot

Specifications

Package Information

Parameter	Details	Rating
Weight	-	43g
Dimensions	-	43.18 x 18.8 mm

Electrical Specifications

Specifications guaranteed from -55 to +100°C, measured in a 50Ω system.

Parameter	Test Conditions	Minimum Frequency (GHz)	Maximum Frequency (GHz)	Min	Typ	Max	Unit
Delay	-	-	-	-	280	-	ps
Insertion Loss	-	0.001	7	-	2	3	dB
Insertion Loss	-	7	26	-	1.2	2	dB
Insertion Loss	-	26	40	-	2.5	5	dB
Nominal Phase Shift ¹	-	-	-	-	180	-	°
Risetime/Falltime ²	-	-	-	-	13	-	ps
VSWR	-	0.001	24	-	1.5	-	
VSWR	-	24	40	-	1.85	-	
Weight	-	-	-	-	43	-	g

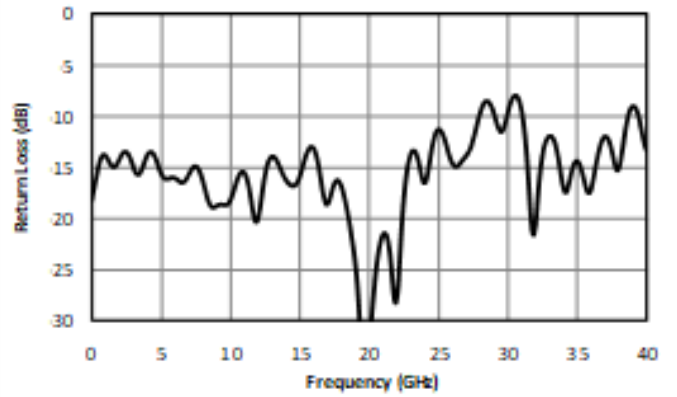
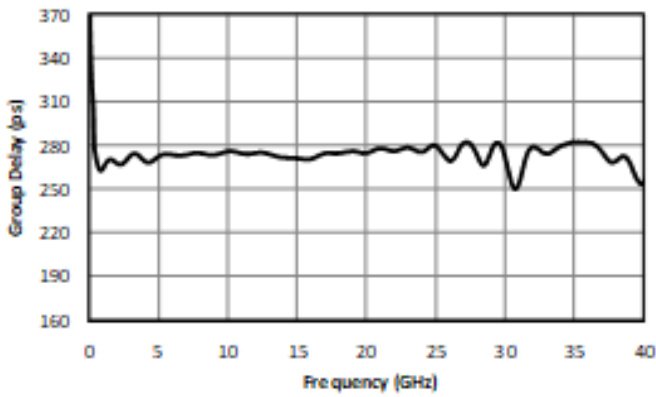
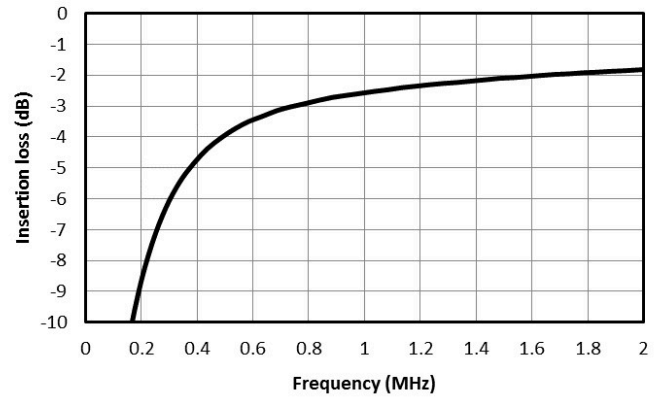
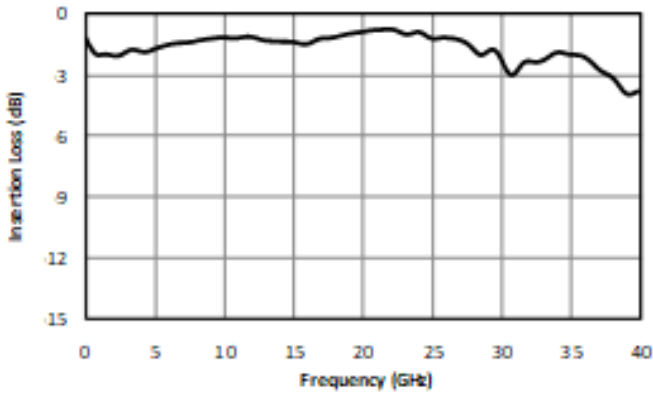
^[1] Relative to the phase of a transmission line with same group delay

^[2] Specified as 90%/10%. Calculated from $\tau_{inv2} = (\tau_{out2} - \tau_{in2})$

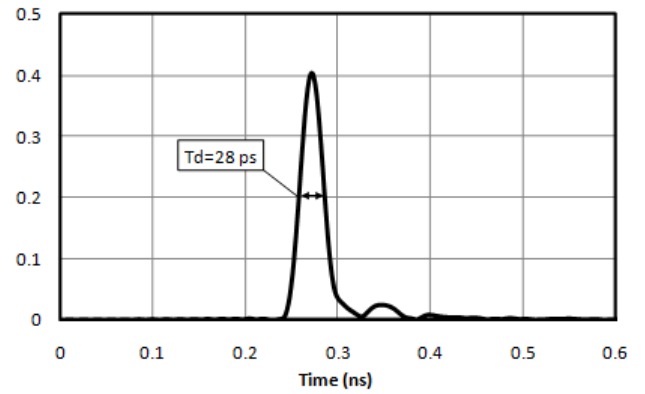
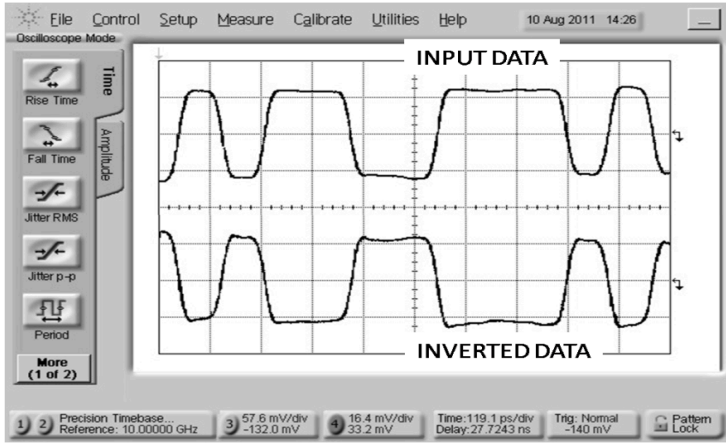
INV-0040

BROADBAND PULSE INVERTER (1 MHz to 40 GHz)

Typical Performance



Time Domain Performance Plots



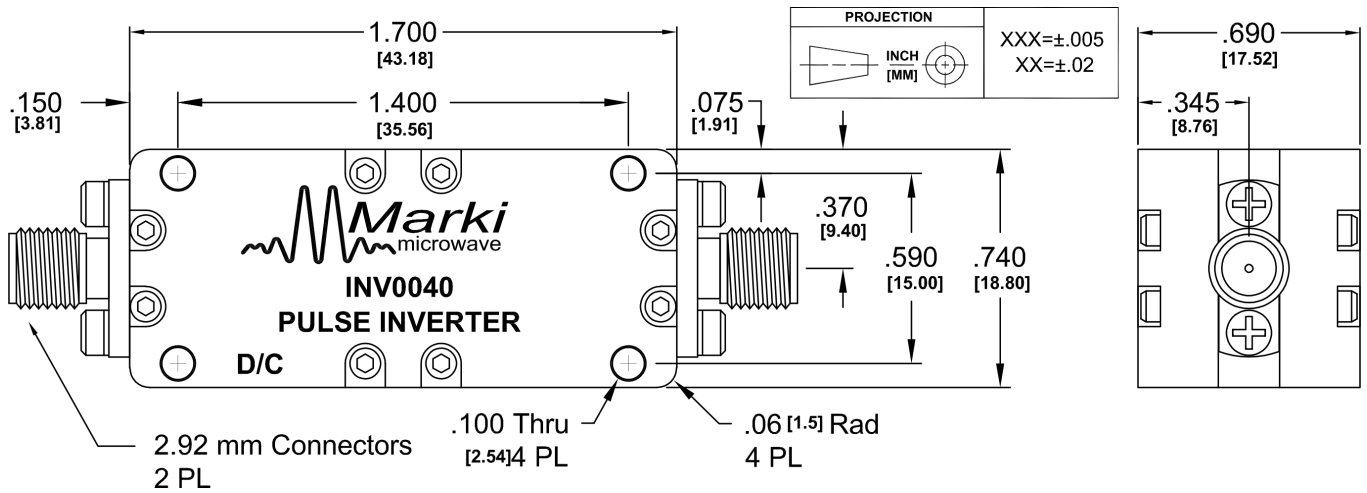
INV-0040

BROADBAND PULSE INVERTER (1 MHz to 40 GHz)

Mechanical Data

Outline Drawing

Download : [Outline 2D Drawing](#) | [Outline 3D Drawing](#) | [Outline 3D STP](#)



DISCLAIMER

MARKI MICROWAVE, INC., ("MARKI") PROVIDES TECHNICAL SPECIFICATIONS AND DATA (INCLUDING DATASHEETS), APPLICATION OR OTHER DESIGN ADVICE, WEB TOOLS, AND OTHER INFORMATION AND RESOURCES "AS IS" AND WITH ALL FAULTS. MARKI DISCLAIMS ALL WARRANTIES, EXPRESS OR IMPLIED, INCLUDING, WITHOUT LIMITATION, ANY IMPLIED WARRANTIES OF MERCHANTABILITY, FITNESS FOR A PARTICULAR PURPOSE, OR NON-INFRINGEMENT. These resources are intended for developers skilled in the art designing with Marki products. You are solely responsible for (1) selecting the appropriate products for your application, (2) designing, validating, and testing your application, and (3) ensuring your application meets applicable standards and other requirements. Marki makes no guarantee regarding the suitability of its products for any particular purpose, nor does Marki assume any liability whatsoever arising out of your use or application of any Marki product.

Marki grants you permission to use these resources only for development of an application that uses Marki products. Other reproduction or use of these resources is strictly prohibited. No license is granted to any other Marki intellectual property or to any third-party intellectual property. Marki reserves the right to make changes to the product(s) or information contained herein without notice.

MARKI MICROWAVE and T3 MIXER are trademarks or registered trademarks of Marki Microwave, Inc. All other trademarks used are the property of their respective owners.

© 2011, 2019, Marki Microwave, Inc