


M8-0412LR

Double-Balanced 4 - 12 GHz Mixer

DEVICE OVERVIEW

General Description

M8 mixers are hybrid assemblies that use a specially balanced technique to feature very low conversion loss and high isolations. M8 mixers have generally been replaced with MM1 mixers with superior performance, repeatability, and availability. M8 mixers are still used in legacy systems and are suitable for laboratory use.



Features

- LO/RF 4.0 to 12.0 GHz
- IF DC to 2.0 GHz
- 5.0 dB Typical Conversion Loss
- 40 dB Typical LO to RF Isolation
- Multi-Octave RF and LO
- Superior Bi-Phase Performance

Applications

N/A

Functional Block Diagram



Part Ordering Options

Part Number	Description	Package	Green Status	Product Lifecycle	Export Classification	Recommended Replacement
M8-0412LR	Double-Balanced 4 - 12 GHz Mixer	R	Consult Factory.	Not Recommended for New Design	EAR99	MM1-0222LSMM1-0312HS
M8-0412NR	Double-Balanced 4 - 12 GHz Mixer	R	Consult Factory.	End of Life	EAR99	MM1-0312HS
M8-0412MR	Double-Balanced 4 - 12 GHz Mixer	R	Consult Factory.	End of Life	EAR99	MM1-0222LSMM1-0312HS

Table Of Contents

■ Device Overview

- General Description
- Features
- Applications
- Functional Block Diagram

■ Port Configuration and Functions

- Port Diagram
- Port Functions

■ Specifications

- Package Information
- Recommended Operating Conditions
- Electrical Specifications
- Typical Performance Plots

■ Mechanical Data

- Outline Drawing

■ Notes

NOT RECOMMENDED FOR NEW DESIGN

Specifications

Package Information

Parameter	Details	Rating
Weight	Package name: R	5g
Dimensions	-	14.22 x 13.21 mm

Recommended Operating Conditions

Parameter	Min	Nominal	Max	Unit
LO Input Power	7	-	10	-

NOT RECOMMENDED FOR NEW DESIGN

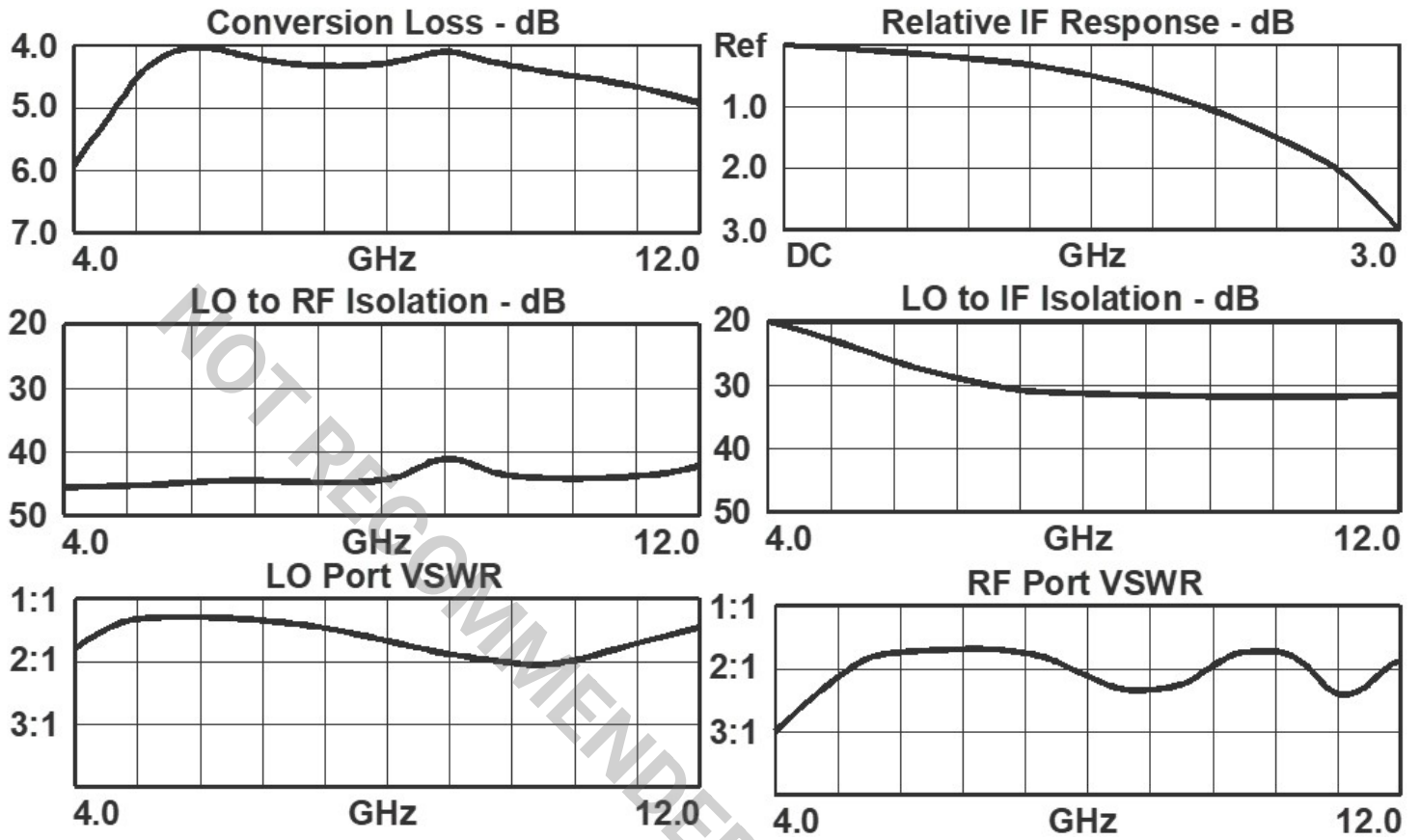
Electrical Specifications

Specifications guaranteed from -55 to +100°C, measured in a 50-Ohm system.

Parameter	Test Conditions	Min	Typ	Max	Unit
Conversion Loss	LO/RF=4-12 GHz IF=1-2 GHz	-	6.5	8	dB
Conversion Loss	LO/RF=4-12 GHz IF=DC-1 GHz	-	5	7	dB
Input 1 dB Compression	LO/RF=4-12 GHz L Diode drive level=7-10 dBm	-	2	-	dBm
Input IP3	LO/RF=4-12 GHz L Diode drive level=7-10 dBm	-	12	-	dBm
Isolation, LO to IF	LO/RF=4-12 GHz	-	25	-	dB
Isolation, LO to RF	LO/RF=4-12 GHz	30	40	-	dB
Isolation, RF to IF	LO/RF=4-12 GHz	-	25	-	dB
IF Frequency Range	-	0	-	2	GHz
RF Frequency Range	-	4	-	12	GHz

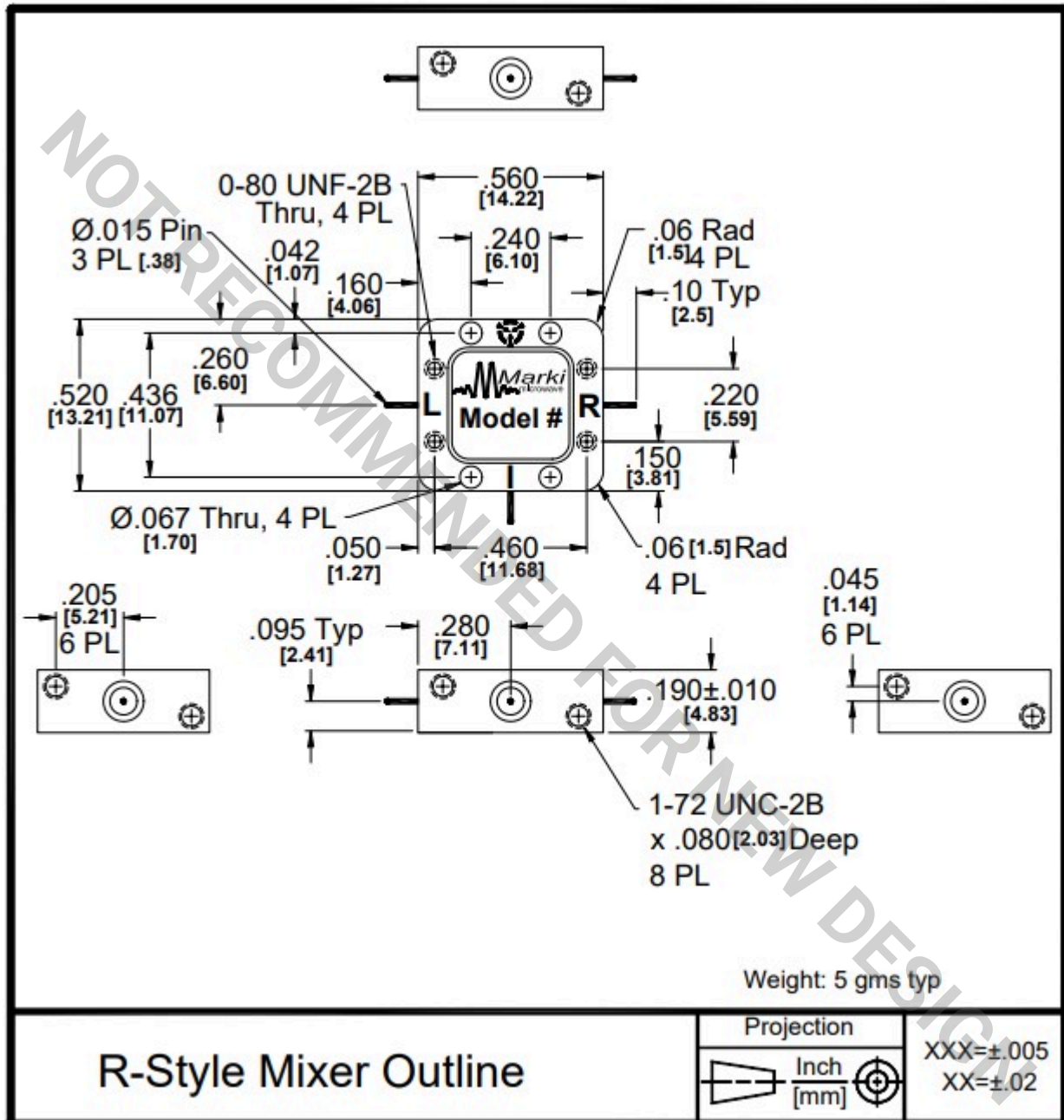
NOT RECOMMENDED FOR NEW DESIGN

Typical Performance Plots



Mechanical Data

Outline Drawing



Notes

1. Mixer Conversion Loss Plot is done with an IF frequency of 100 MHz.
2. Mixer Noise Figure typically measures within +0.5 dB of conversion loss for IF frequencies greater than 5 MHz.
3. Conversion Loss typically degrades less than 0.5 dB for LO drives 2 dB below the lowest and 3 dB above highest nominal LO drive levels.
4. Conversion Loss typically degrades less than 0.5 dB at +100°C and improves less than 0.5 dB at -55°C.
5. Maximum input power is +23 dBm at +25°C, derated linearly to +20 dBm at +100°C.
6. Specifications are subject to change without notice. Contact Marki Microwave for the most recent specifications and data sheets.
7. Catalog mixer circuits are continually improved. Configuration control requires custom mixer model numbers and specifications.

DISCLAIMER

MARKI MICROWAVE, INC., ("MARKI") PROVIDES TECHNICAL SPECIFICATIONS AND DATA (INCLUDING DATASHEETS), APPLICATION OR OTHER DESIGN ADVICE, WEB TOOLS, AND OTHER INFORMATION AND RESOURCES "AS IS" AND WITH ALL FAULTS. MARKI DISCLAIMS ALL WARRANTIES, EXPRESS OR IMPLIED, INCLUDING, WITHOUT LIMITATION, ANY IMPLIED WARRANTIES OF MERCHANTABILITY, FITNESS FOR A PARTICULAR PURPOSE, OR NON-INFRINGEMENT. These resources are intended for developers skilled in the art designing with Marki products. You are solely responsible for (1) selecting the appropriate products for your application, (2) designing, validating, and testing your application, and (3) ensuring your application meets applicable standards and other requirements. Marki makes no guarantee regarding the suitability of its products for any particular purpose, nor does Marki assume any liability whatsoever arising out of your use or application of any Marki product.

Marki grants you permission to use these resources only for development of an application that uses Marki products. Other reproduction or use of these resources is strictly prohibited. No license is granted to any other Marki intellectual property or to any third-party intellectual property. Marki reserves the right to make changes to the product(s) or information contained herein without notice.

MARKI MICROWAVE and T3 MIXER are trademarks or registered trademarks of Marki Microwave, Inc. All other trademarks used are the property of their respective owners.

© 2022 - 2025, Marki Microwave, Inc