


BTL-0035SMG-1

Miniature Surface-Mount Bias-Tee

DEVICE OVERVIEW

General Description

The BTL-0035SMG is a packaged bias tee featuring excellent insertion loss and superior isolations over a broad 500 kHz to 35 GHz bandwidth. Tight fabrication tolerances allow for low unit to unit variation enabling accurate simulations using the provided s3p file taken from measured production units. The bias tee is available in a compact package and is suitable for applications such as amplifier biasing, diode biasing and DC level shifting.



[Download s-parameters here](#)

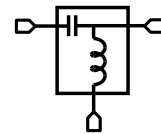
Features

- Frequency Range: 500 kHz to 35 GHz
- Frequency Range with External Coil: 5 kHz to 35 GHz
- 1 Watt RF Power Handling
- Miniature Surface Mount Package
- Lead Free Assembly
- Reflow Solderable

Applications

- Test and Measurement Equipment

Functional Block Diagram



Part Ordering Options

Part Number	Description	Package	Green Status	Product Lifecycle	Export Classification
BTL-0035SMG-2	Miniature Surface-Mount Bias-Tee	SMG	RoHS REACH	Released	EAR99
BTL-0035SMG-1	Miniature Surface-Mount Bias-Tee	SMG	RoHS REACH	Released	EAR99

Table Of Contents

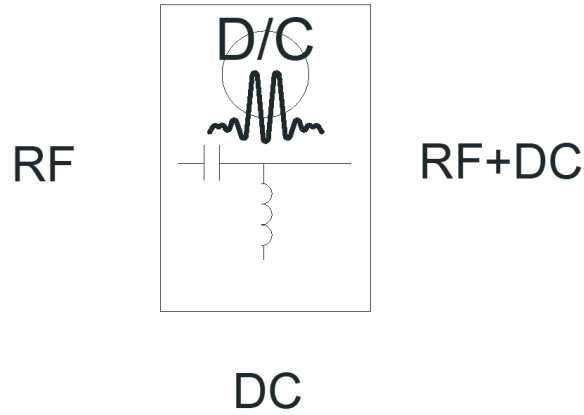
- **Device Overview**
 - General Description
 - Features
 - Applications
 - Functional Block Diagram
- **Port Configuration and Functions**
 - Port Diagram
 - Port Functions
- **Revision History**
- **Specifications**
 - Absolute Maximum Ratings
 - Package Information
 - Electrical Specifications
 - Typical Performance
 - Typical Performance vs Bias Current at Low frequencies
- **Mechanical Data**
 - Outline Drawing
- **Footprint Image**

Revision History

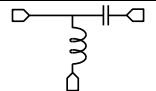
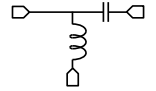
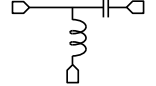
Revision Code	Revision Date	Comment
A	2021-04-01	DC-RF Isolation Plot added

Port Configuration and Functions

Port Diagram



Port Functions

Port	Function	Description	DC Equivalent Circuit
Common	RF+DC	This port is DC blocked to the RF port and DC connected to the DC port through an internal RF choke	
DC	DC	This port is internally connected to an RF choke which is DC connected to the RF+DC port and DC blocked to the RF port.	
RF	RF	This port is internally DC blocked to the RF+DC and DC ports.	

Specifications

Absolute Maximum Ratings

Parameter	Maximum Rating	Unit
DC Current	0.5	A
DC Voltage	30	V
Maximum Storage Temperature	125	°C
Minimum Storage Temperature	-65	°C
RF Power Handling	1	W
Minimum Operating Temperature	-55	°C
Maximum Operating Temperature	100	°C

Package Information

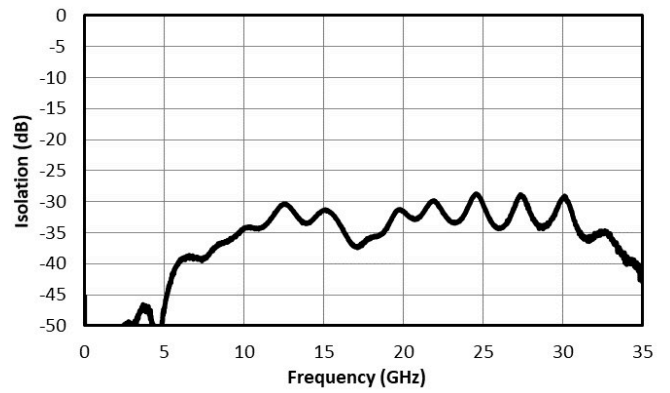
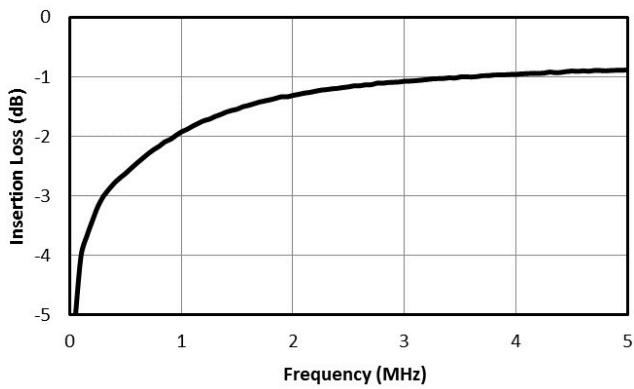
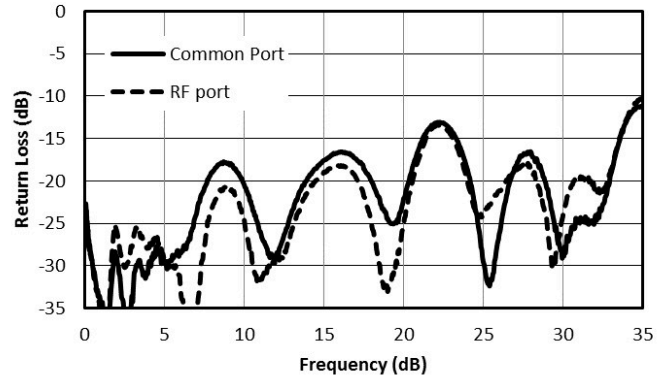
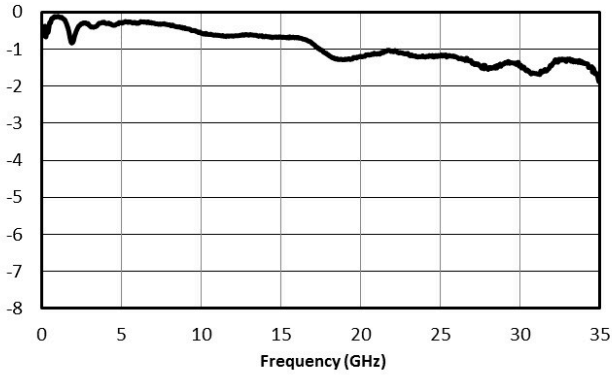
Parameter	Details	Rating
Dimensions	-	3.81 x 5.59 mm
Moisture Sensitivity Level	-	MSL 1

Electrical Specifications

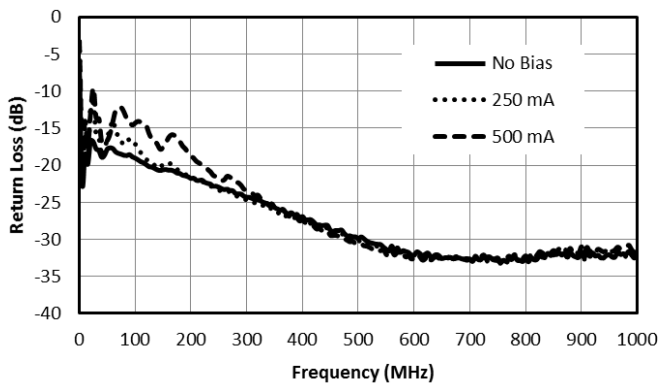
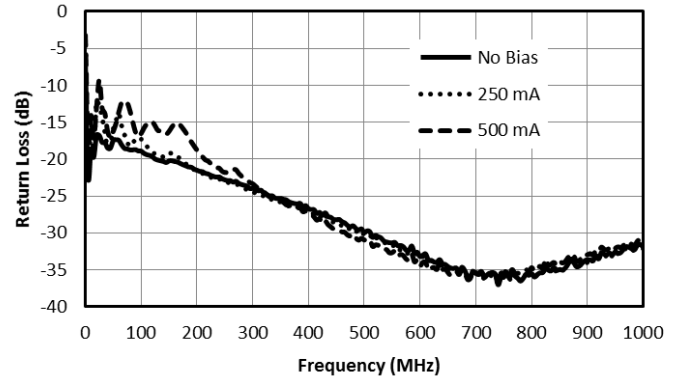
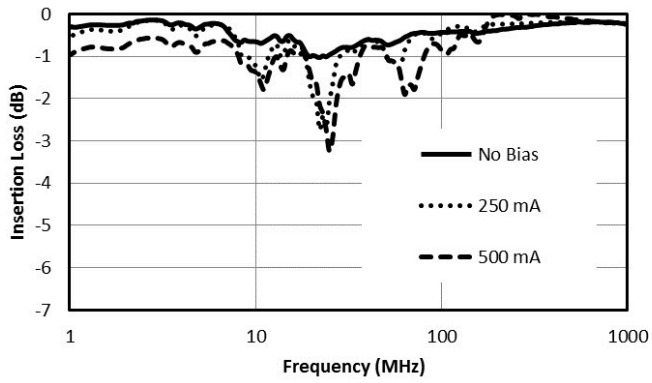
Specifications guaranteed at +25C, measured in a 50-Ohm system

Parameter	Test Conditions	Minimum Frequency (GHz)	Maximum Frequency (GHz)	Min	Typ	Max	Unit
Capacitance	-	0.0005	35	-	1	-	μF
DC Port Isolation	-	0.0005	35	-	35	-	dB
DC Resistance	-	0.0005	35	-	1.5	-	Ω
Inductance	-	0.0005	35	-	17	-	μH
Insertion Loss	-	0.0005	0.005	-	1	6	dB
Insertion Loss	-	28	35	-	2	-	dB
Insertion Loss	-	0.005	28	-	1	2.5	dB

Typical Performance



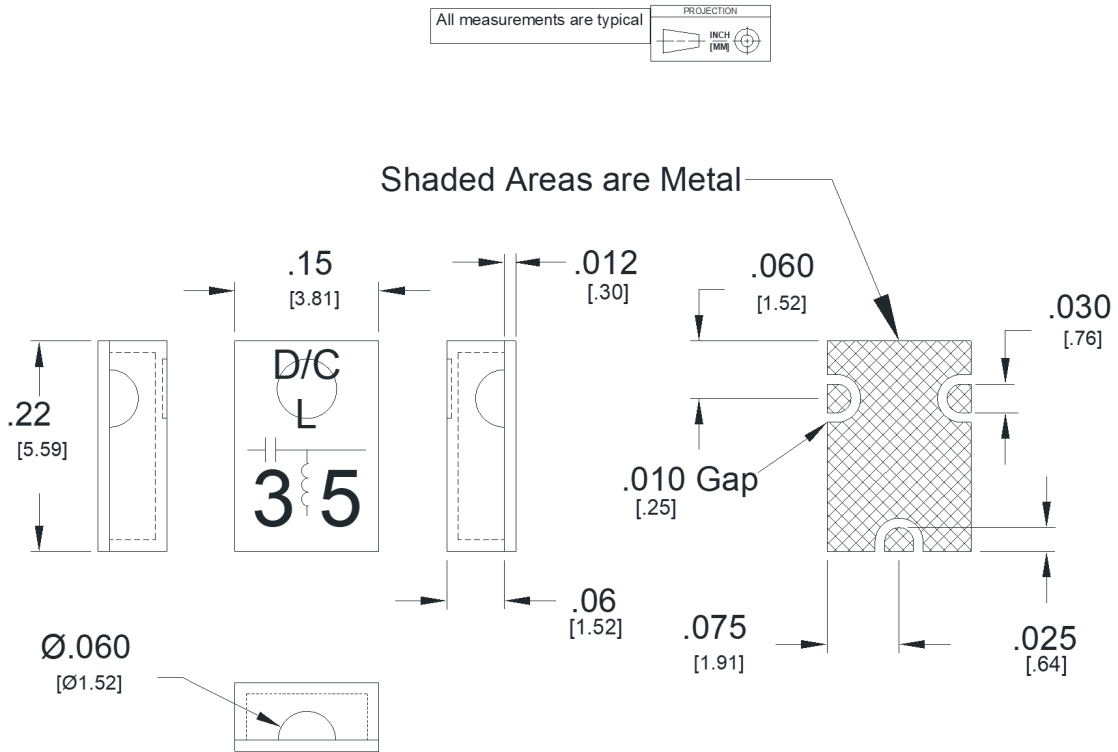
Typical Performance vs Bias Current at Low frequencies



Mechanical Data

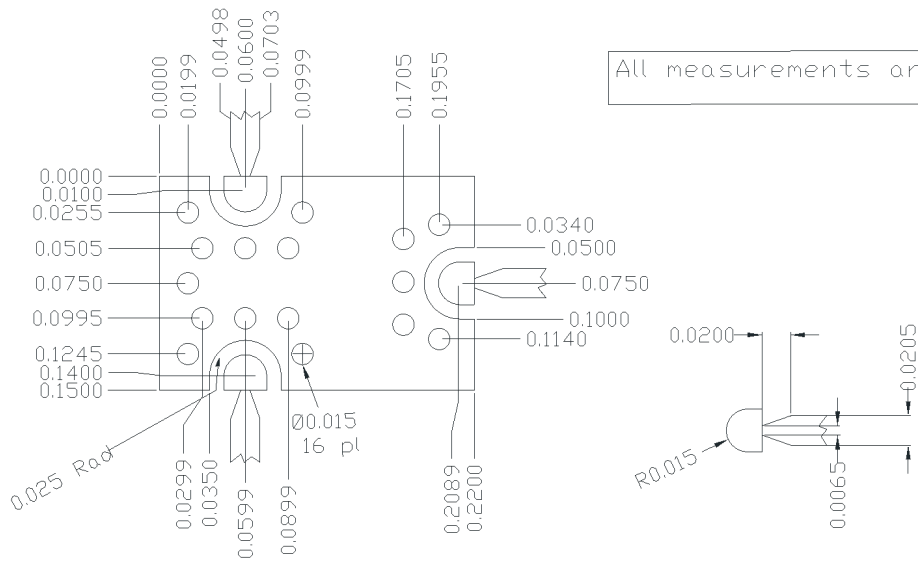
Outline Drawing

Download : [Outline 2D Drawing](#) | [Outline 3D Drawing](#) | [Outline 3D STP](#)



Footprint Image

Download : [Footprint Drawing](#)



DISCLAIMER

MARKI MICROWAVE, INC., ("MARKI") PROVIDES TECHNICAL SPECIFICATIONS AND DATA (INCLUDING DATASHEETS), APPLICATION OR OTHER DESIGN ADVICE, WEB TOOLS, AND OTHER INFORMATION AND RESOURCES "AS IS" AND WITH ALL FAULTS. MARKI DISCLAIMS ALL WARRANTIES, EXPRESS OR IMPLIED, INCLUDING, WITHOUT LIMITATION, ANY IMPLIED WARRANTIES OF MERCHANTABILITY, FITNESS FOR A PARTICULAR PURPOSE, OR NON-INFRINGEMENT.

These resources are intended for developers skilled in the art designing with Marki products. You are solely responsible for (1) selecting the appropriate products for your application, (2) designing, validating, and testing your application, and (3) ensuring your application meets applicable standards and other requirements. Marki makes no guarantee regarding the suitability of its products for any particular purpose, nor does Marki assume any liability whatsoever arising out of your use or application of any Marki product.

Marki grants you permission to use these resources only for development of an application that uses Marki products. Other reproduction or use of these resources is strictly prohibited. No license is granted to any other Marki intellectual property or to any third-party intellectual property. Marki reserves the right to make changes to the product(s) or information contained herein without notice.

MARKI MICROWAVE and T3 MIXER are trademarks or registered trademarks of Marki Microwave, Inc. All other trademarks used are the property of their respective owners.

© 2021, Marki Microwave, Inc